



Pieceful Times

OCTOBER 2007



OCTOBER PRESENTATION



Meeting
MONDAY OCT 1
7:30 PM

◆ New Location ◆

**St. Anthony's
Soccer Club**

St. Anthony St.
at Preston St.

[west side of Preston
- just one block north of the
Queensway/ 417]



Don't forget your

- membership card
- name tag
- mug
- small change

Guests* are welcome
[\$5 admission]

Next Meeting
MONDAY NOV 5

Hilary Rice of Corner Brook, Newfoundland, will present a Trunk Show of her fibre art pieces which will take you on a journey through her life, revealing her secret of creating from the heart. You will see her progression of expertise as you are inspired to attempt the impossible, returning to your home with dreams of creating swirling through your head.

Hilary is a trained educator, an experienced seamstress, spinner and weaver and now an avid, award-winning fibre artist. She applies a large variety of embellishing and quilting techniques to her hand-dyed and hand-painted tops, constantly challenging herself to try new things. In 2002 she began publishing a line of art quilt patterns under the "Mother Earth" label, through her small business, M.E. Studios. The recipient of the 'Award of Excellence' at the Grand National Show, Hilary has exhibited her work widely across Canada, and can be seen if you visit the gallery on her website at www.mestudios.ca. [presentation is approx. 1 1/2 hrs]

DON'T FORGET your **membership card** and **nametag** and be sure to wear the **ribbon** you received at the last meeting. Have your card ready when you come in, as it will be requested. You'll need it at the library and magazine tables too! Why not make a little pouch with a vinyl window to go around your neck? Use an old conference tag holder—it could hold your nametag and membership card. This month, everyone wearing their nametag will be entered in a draw.

NAMETAG CONTEST: Many members seemed to enjoy the new *Opportunity Hour* at our September meeting. Thanks to everyone who gave demos on making nametags. There was quite a variety, and we hope you were inspired to come up with your very own unique nametag in time for the contest this month. A small anonymous team will be circulating at the October meeting and choosing winners of categories such as "The Most Legible", "The Most Ingenious", etc. Thanks to Pat Amundrud for supplying prizes.

OCTOBER SHOP OF THE MONTH: DRAGONFLY FABRICS

Located in Alta Vista, Dragonfly Fabrics carries a great selection of quilting and fashion fabrics as well as notions, books and smocking supplies. Classes are offered in quilting, sewing, smocking and needlefelting. Hours are 10 AM to 5 PM, Monday through Saturday—open until 8 PM on Fridays. The owner is Linda Doyle.

* **Visitor Policy:** Our new venue, though more comfortable and better acoustically, has limited seating capacity. Therefore, we can only admit visitors at 7:30 PM. if space permits. We regret any inconvenience, but we must consider the members first and work within the restrictions of our space.

Inside this issue

2007/08 Committees	2
UFO's	2
Little Quilt Auction	2
Baby Quilts	3
Calls for Entries	3
Workshops	4
Volunteers Needed!	8
Block of the Month	9
Submission Info	12
Coming Events	12

Ottawa Valley Quilters Guild

1430 Prince of Wales Dr., PO Box 38083 Ottawa ON K2C 1N6

Information about guild policies, programs, etc. will soon be found in our Members' Guide which will be available from the Membership Committee or on our website www.ottawavalleyquiltersguild.org

GUILD EXECUTIVE

Co-Presidents: Mary Pal & Kris Broadhead
president@OttawaValleyQuiltersGuild.org
marybpal@gmail.com
(613) 567-2675

Secretary: Grace MacNab
secretary@OttawaValleyQuiltersGuild.org

Treasurer: Nancy Francis
treasurer@OttawaValleyQuiltersGuild.org

V.P. Programs: Pat Amundrud
vpprogram@OttawaValleyQuiltersGuild.org

V.P. Administration: Barb Cloutier
vpadmin@OttawaValleyQuiltersGuild.org

Past President: Georgia Beale
pastpresident@OttawaValleyQuiltersGuild.org

Program: Heather Leserve
program@OttawaValleyQuiltersGuild.org

Workshops: Jann Thulien, Lorraine Yorke
workshops@OttawaValleyQuiltersGuild.org

Block of the Month: Carole Carraro, Lidia Walker
block@OttawaValleyQuiltersGuild.org

Baby Quilts: Judy Black
babyquilts@OttawaValleyQuiltersGuild.org

Social: Sandy Rogan, JoAnn Raven
social@OttawaValleyQuiltersGuild.org

Library: Carolyn Keats, Dianne Milks
library@OttawaValleyQuiltersGuild.org

Magazines: Mary Walsh, Linda Palaisy
magazines@OttawaValleyQuiltersGuild.org

Newsletter: Linda Doyle
newsletter@OttawaValleyQuiltersGuild.org

Membership: Keitha Graham, Suzanne Nelson
membership@OttawaValleyQuiltersGuild.org

Equipment: Dorothy Lamoureux, Angele Vanderlaan

Publicity: Maggie Fontana
publicity@OttawaValleyQuiltersGuild.org

Raffle Events: Raymonde Smith
events@OttawaValleyQuiltersGuild.org

Photographer: Margaret Dunsmore
photographer@
OttawaValleyQuiltersGuild.org

Archives: Donna Nesbitt

WIRE NAMES FOR YOUR NAMETAG.... Margaret H. tells us:

I wore my name tag at the September meeting—and have worn it before at OVQG and at Cloth Dolls and Out of the Box meetings. Whenever I wear it I am asked about it. It is a doll face with my name 'Margaret' made in wire hanging below the doll's neckline. I am always being asked about my wire name.

The man who makes them has an outdoor booth down in the Market Mall behind the Bay store. He charges \$ 2.00 for a wire name with a pin formed with the end of your name. He also has necklaces (not sure of the price but reasonable for sure). If your name is not available on his stand he will make one for you on the spot at no additional charge. I have had several made for different name tags. This wire name can be added to any type name tag for a group.

Contact: *Wire sculptures de broche*. Daniel Robert 613.277.8720

UFO's /DOCTORS-ON-CALL

To encourage more participation in the UFO program this year, I am announcing a new grand prize to be awarded in June that should motivate you to get those UFO's registered and transform them into FO's! As well as getting a ticket for the UFO draw whenever you register, finish or give-away a UFO, the person who collects the most points by finishing and clearing their UFO's will win a **portable Ott-Lite true-colour task lamp!**

So bring in your UFO's and register to complete them or let them go in our Give-Away. You can also visit the doctor's on call for quilting tips whether or not you have a UFO to register. I'll be happy to answer any questions about how the program works. Just come see me at our table at the front of the stage.

I send a big thank you to Fran Henderson who has volunteered to help me with registration this year.

Happy UFO stash busting!

[Liane Thiry-Smith]

LITTLE QUILT AUCTION UPDATE

Charity auction fatigue seems to have started setting in—the amount of money raised has steadily declined these last few years and there seems to be little external interest. Kent Brown, our auctioneer, has reported a decline in charity auctions and tournaments everywhere. For this reason, and the fact that many members have suggested that a December meeting would be nice, we are looking at re-vamping the Little Quilt Auction. We are looking into the possibility of hosting the event on a different date at CHEO or the ORCF where the number of buyers would hopefully be more numerous. We'll get back to you when we know more! [Kris Broadhead]



Frances O'Neill
Quilter

Fran's Quilting Services
Workshops, Commissions, Private Instructions, Patterns

BY APPOINTMENT ONLY

60 Sparrow Way
Ottawa, Ontario
CANADA K1V 9H5

Tel: (613) 733-7865
E-mail: franquilts@rogers.com
Website: www.fransquilting.ca

Julee's Homecrafts

5502 Osgood Main St.
Osgoode Village, Ont
613 826-1243
www.julees.ca
julees@sympatico.ca

Quilting ▪ Beads ▪ Books
Patterns ▪ Notions ▪ Embellishments

Mon: 9:30 am—2:30 pm
Tues-Fri: 9:30 am—5:30 pm
Sat: 10 :00 am—5:00 pm

While you are in the Village, stop by Sweet Peas Pantry for a cup of tea, visit a world of antiques & gifts at Country Bows or drop by Touchstone Manor, the llama & alpaca shop

BABY QUILTS

Thank you to all the ladies that made baby quilts over the summer. A total of 16 baby quilts were donated to the Special Care Nursery at the Civic Hospital. Grace MacNab has kindly offered to display Thank You cards with photos of the little babies and their quilts. Be sure to have a look at the bulletin board during the Opportunity Hour!
[Judy Black]

OPPORTUNITY HOUR HELPERS

You may have noticed that many people on the committee don't get a chance to look around and experience demos or check out the workshops as they are presenting something or taking care of an information table. Please consider giving them an opportunity to partake in events by standing in for them for 15 minutes or so. You'll meet some new people and learn some of what the function is all about, as well as give back to someone who does lots for the guild!
[Kris Broadhead]

CALLS FOR ENTRIES ...

Have been received for:

- "The National Juried Show 2008"
- "The Grand National [Kitchener-Waterloo]"
- McDougall Cottage "Wee Quilt Challenge"
- A Quilt Block Contest: A greener Planet

Forms and information will be available for reference at the Newsletter table but bring something to write the details down as there are only a few copies.

THANK YOU!

I would like to thank the following for volunteering at the **Upper Canada Village Quilt Show**: John and Karin Hunt, Grace MacNab, Leona Pasmore, Marg Casterson, Margaret Reed, Sally Hare, Jane Hare, Lynne Rochette, Anne Flood, Penny Corbin, June Hardy and Marg Elliott. I would also like to thank the following for letting us display their marvelous quilts: Karin Hunt, Lorraine Campbell, Anne Prendergast, Kris Broadhead, Marion Anderson, Keitha Graham, Penny Cordin, Evelyn Jago, Alvertina Pianarosa, Grace Whiting and Anne Flood. With these fantastic quilts and wonderful volunteers, our guild was very well represented. Thanks again for all your work.
[Raymonde Smith, Special Events]

Quilts & Seams
1276 Wellington St. West



Sewing Machine Sales & Service

613-725-5113
www.quiltsandseams.com

2006/2007 INCOME STATEMENT...

will be posted on the Bulletin Board.

THE MINUTES...

from the previous month's meeting will be posted on the Bulletin Board. If you have any corrections, please see Grace MacNab.

WORKSHOPS

Check out the great new workshops that we have put together for you. If you have any suggestions for instructors or techniques that you would like to learn, please do not hesitate to contact Jann or Lorraine.

As a reminder, here are the policies for guild workshops:

- Locations vary and are listed separately for each workshop.
- Payment, by cash or cheque, is required to reserve your spot in the class.
- The cost is set up to reflect the cost of the teacher and venue.
- Non-members may take a workshop for an additional fee of \$10.00.
- **The class fee is non refundable.** A refund is given if the class is cancelled.
- The registration is closed when the class fills or a week before the class. A minimum number of students is required and you will be notified a week before the class if the class is not being held.

Visit us at the workshop table. We will have sign-up sheets and supply lists and samples of the class projects will be available. **For more information contact: JANN (613) 225-8004 or LORRAINE (819) 682-3219**
or email at workshops@OttawaValleyQuiltersGuild.org

Workshop Locations:

Loblaws Cooking School: 1460 Merivale Road—at the Loblaws Grocers at Baseline and Merivale intersection.

Maki House: 19 Leeming Drive is south of Carling Avenue—turn east off Crystal Beach Drive and look for the “log cabin” beside the little park (417 exits would be Moodie Drive or Acres Road)

Nepean Museum: 16 Rowley Avenue—Rowley Ave. runs north off Meadowlands Drive, just west of Merivale Road .

Imagine & Create ...Embellishment Techniques for Quilters

Instructor: Hillary Rice

Date: Tuesday, October 2 (9am-noon, 12:30pm-3:30 pm) **CLASS FULL**

Location: Loblaws Cooking School—1460 Merivale Road

(Please note: all food eaten on premises must be purchased at Loblaws)

Additional Date: Wednesday, October 3 (9am-noon, 12:30pm-3:30 pm)

Location: MAKI House, 19 Leeming Drive

Fee: \$53.00

Extra fee: (kit fee applicable)

**ADDITIONAL
DATE ADDED !!**

This workshop is a “must do”! Hilary will be speaking at our October meeting on October 1 and then presenting this workshop the next day. When will you have the opportunity again to spend the day with a Newfoundland quilter? If you have seen her work, you will know that she is known for her embellishing. Come by the workshop table and see her sample. Check out her website: <http://www.mestudios.ca>

Let your imagination run wild... Create what you imagine! With the mastery of an assortment of embellishment techniques like these, you will be able to add real pizzazz to your quilts. This workshop is your springboard into creating art! Each technique will be clearly demonstrated and possible options discussed, followed by an opportunity to explore and play on your own, with input from an experienced Fibre Artist. Emphasis will be on an imaginative approach to the creation of innovative works. *** For anyone with an adventurous spirit***

Enjoy a day of Fun and Learn new Techniques: couching ° bobbin stitching ° cut-away appliqué ° sheer overlay ° encasement ° free machine stitching ° ribbon thread play ° bead trails ° a Surprise too!

NOTE:

You will not be making a piece identical to the sample. The sample is merely an embellished example of the instructor’s work. Each participant will make their own mini sampler using a variety of the techniques covered. This is not a designing workshop.

12-Step Colour Program

Instructor: Elaine Quehl

Date: Saturday, October 13 (9 am to 4 pm)

Location: Maki House, 19 Leeming Dr.

Fee: \$45.00

Extra fee: \$34.00 (kit purchase required)

Description: This class begins with an introduction to basic colour theory using a 12-step colour wheel. Students will be assigned a number of simple colour exercises using acrylic paint to reinforce what they have learned. Students will also practice what they have learned by carrying out several colour exercises with fabric on a design wall. Each exercise will result in a quilt block. The completed blocks can be sewn together after class to create an Amish-style (with modern flair) nine-block wall quilt. Students are also invited to bring samples of their work and/or projects they are currently working on or planning. Discussion will take place and input will be provided that will assist with choosing more dynamic colour combinations.

Supplies: Kit of hand-dyed fabrics (12 fat eighths hand-dyed in the colours that appear on a 12-step colour wheel) provided by instructor for each student for a fee.

- 1 meter of black 100% cotton quilting fabric (not required for class, but will be required when you complete the quilt).
- A piece of batting to use as a design wall (minimum 36" square).
- Rotary cutter, mat and a ruler.
- Students are also invited to bring samples of their work and/or projects they are currently working on or planning. Discussion will take place and input will be provided that will assist with choosing more dynamic colour combinations.

More....

The New Sapphire 870 Quilt

BY HUSQVARNA VIKING - SWEDISH BUILT QUALITY AT A VERY AFFORDABLE PRICE



Come in and experience the longest Free Arm in the industry (250 mm or about 10 inches) and the largest Extended Sewing Surface, plus the Exclusive Sensor System which always gives the correct pressure on the presser foot with automatic presser foot up/down and pivot. And now the new 870 Quilt has a selective thread cutter, self adjusting tension, bobbin sensor and much, much more. Come in today!



Yarn Forward & Sew-On

581 Bank Street, Ottawa. Tel (613) 237-8008
474 Hazeldean Rd., Kanata. Tel (613) 831-8027

Mystery Sampler

Instructor: Fran O'Neill

Dates: Tuesdays, October 16, November 20, December 18, March 18, April 15, May 6 and May 20 (7-9 pm)

Location: Nepean Museum, 16 Rawley Avenue — Room B

Fee: \$95.00 (14 hrs of instruction)

Description: Like a good mystery?? Then come out once a month and solve which block we are making. Clue: our first block will be an easy block on which many quilts are designed. There will be two block mysteries each month thereafter. Learn different techniques and have fun solving the mysteries. Bring a sewing machine if you wish to work on a block and also receive extra help in fine tuning your sewing skills.

Thread Workshop

Instructor: Linda Palaisy

Date: Saturday, October 27 (1pm –3 pm)


Location: Maki House, 19 Leeming Dr.

Fee: \$15.00

Description: This is a very informative lecture about threads and their use, their characteristics, their problems, etc. and how to conquer and control and use effectively. Students will go home with detailed notes and have had lots of actual samples to view, touch, discuss and remember. The information of threads in relationship to sewing machines also covers needles and tension. Thread cannot be used properly if the needle or tension is not proper for the job either as all have to be working together to get the job done. This class is of value to anyone who sews on a sewing machine. Students are encouraged to bring samples of problems and questions about specific situations. If you stump the teacher, she will take contact information and get back to you with an answer.

Supplies: No supplies needed but actual examples and situations welcome.

More....



Hummingbird Quilting Services

For all your Computerized & Hand
Guided Long Arm Quilting needs.

By appointment only, contact:
Lorraine Campbell
613-260-1094

566 Fielding Drive
Ottawa Ontario K1V 7H1
(near Bank & Walkley)

lorrainecampbell@sympatico.ca



Authorized PFAFF Dealer

*Offering a Full Range of Supplies
for the Creative Quilter:*

Fabrics

Notions

*Books, Patterns, & Classes
Sewing Machines & Sergers*

*2211 St Joseph Blvd
Orleans ON K1C 7C5
613-834-3044
www.quiltypleasures.ca*

Orleans ... It's Not as Far as You Think!

Magic Tiles

Instructor: Pamela Griffin

Date: Saturday, November 10 (10am-12, 1pm-3pm) THIS CLASS FULL

Location: Nepean Museum, 16 Rowley Avenue Room B

ADDITIONAL DATE: Saturday, February 23 (10AM -12PM , 1-3 PM)

Location: To be determined

Fee: \$30.00

Extra fee: template fee \$1.50. Pattern to be purchased from local store.

Description: A classic! I'm sure you've seen this pattern by Canadian pattern designer, Kathleen Bissett on many occasions. If you haven't had time to get to it, there is no better time than now. Pamela has taught this class many times and she is familiar with all the pitfalls. Come and see this version of the pattern in oriental prints at the workshop table.

ADDITIONAL
DATE ADDED !!

A Tree for All Seasons

Instructor: Laurie Swim

Date: Tuesday, March 3 (9-12 and 1-4)

Location: To be determined

Fee: To be determined

Extra fee: \$5.00 kit fee

Spring, summer, autumn, winter, only God can make a tree wrote the poet Joyce Kilmer. Everyone loves trees and in this workshop, trees will be our inspiration. With the theme, a tree and its stages through the four seasons, those participating will develop skills and confidence in creative sewing techniques. As well as creating samples to use as a future reference there is the bonus of creating four lovely small works in fabric and thread.

Level: Introductory to Intermediate

See Laurie's website: <http://www.artquiltpublishing.com>.

Inspirations

Needlecraft Show
October 19 & 20

FRI & SAT 9 AM TO 6 PM

New Location!

Hampton Conference Center
[next to Lynx Stadium]

Classes, free demos, fashion shows,
merchant mall and more.

New this year—2 day pass with any class, and all
men accompanied by a woman have free admission.

FOR INFO CALL 613.744.0989 OR
VISIT

WWW.INSPIRATIONSNEEDLECRAFT.COM



dragonfly fabrics

for fashion and quilting

WE OFFER A GREAT SELECTION OF
QUILTING COTTONS
AS WELL AS WOOL • LINEN • SILK
SMOCKING SUPPLIES & MORE!

“Christmas Countdown Sale”
Saturday Oct 27
All Christmas prints 20% off!

1793-B KILBORN AVENUE, OTTAWA
613-521-9839

OPEN MON - SAT 10 AM - 5 PM
OPEN FRIDAYS 'TIL 8 PM [EXCEPT JUL & AUG]

Barb Gillespie
Quilter



CHERRY TREE QUILTS

Longarm Machine Quilting
&
Custom Made Quilts

By appointment only
613-823-7094

Ottawa ON
K2J 4L2

cherrytreequilts@magma.ca

QUILT CANADA REQUEST

For the last several conferences, area guild members have made and donated table toppers, runners or small quilts to be used as table decorations and door prizes—a prized memento of the conference. We invite you to make a signed table topper in any pattern in blues, greens or neutrals—or in seasonal colours—to welcome delegates at our conference in St. John's, NFLD on June 2-7. We hope you will be one of those delegates!

Contact:

Jennifer Gill, 31 Dublin Rd. St. John's, NFLD, A1B 2E8
[709] 738-3239 j.gill@nl.rogers.com

VOLUNTEERS NEEDED. . . .to assist with

Victoria's Quilts Canada 8th Annual Quilt-a-Thon. This is when quilters and non-quilters unite to give support and comfort to people with cancer by making beautiful quilts. Since this event is growing popularity and space is limited, please register early to ensure you will not be disappointed. Come out and join us for a day of quilting: October 20th— 9 AM to 4 PM

Orleans United Church, 111 Orleans Blvd, Orleans

Cost: \$10 payable on site

Register at www.victoriasquiltscanada.com

Donations of pre-washed and pressed 100% cotton fabric are greatly needed and gratefully accepted at the quilt-a-thon.

Your support and customer loyalty is very much appreciated by the shops and services who advertise in this newsletter. If you didn't get one at the last meeting, the list of those businesses who offer discounts or customer loyalty cards to guild members is available on the guild website or at the newsletter table.

Bravo Quilt Studio

www.bravoquiltstudio.com

What we do:

- computerized longarm machine quilting services
- quilt related workshops and events

Holiday special! Beat the rush!

Book now and save 10%

(applies to pantograph quilt patterns only)

Jody Taylor

8 Mosgrove Avenue Nepean, On K2B 7W7
613-828-1183 or bravoshow@sympatico.ca

“Stacked” Blocks

For November '07 meeting

This month's block is a log cabin variation. It is based on a quilt called “Home-made Jam” which we saw on the web at the “The Quilt” auction site for breast cancer research. It was made by the Shakespeare Quilt Club of Tavistock, Ontario. We are calling ours “**stacked**”, so we are asking you to make 2 blocks, each one in a different colour combination. We think you will like the look of these 3-D effect blocks, especially when they are assembled in staggered columns.

Fabric requirements:

Light beige fabric for background

1 medium and 1 dark shade of same colour of fabric for “block”

e.g: medium and dark red, blue, yellow, green, etc. of tone-on-tone, small print or batik fabric, (must read as a solid)

Cutting directions:

Background fabric (B)--Cut 3 – 1 $\frac{3}{4}$ ” squares

Dark fabric (D)--Cut 1 – 1 $\frac{3}{4}$ ” square (D1)

-Cut 1 – 1 $\frac{3}{4}$ ” x 3” rectangle (D2)

-Cut 1 – 1 $\frac{3}{4}$ ” x 5 $\frac{1}{2}$ ” rectangle (D3)

-Cut 1 – 1 $\frac{3}{4}$ ” x 6 $\frac{3}{4}$ ” rectangle (D4)

Medium fabric (M)--Cut 1 – 1 $\frac{3}{4}$ ” x 3” rectangle (M1)

-Cut 2 – 1 $\frac{3}{4}$ ” x 4 $\frac{1}{4}$ ” rectangles (M2 and M3)

-Cut 1 – 1 $\frac{3}{4}$ ” x 5 $\frac{1}{2}$ ” rectangle (M4)

-Repeat all of the above for the 2nd colour

Sewing directions: (see diag 2 for guidance)

-Place 1 – 1 $\frac{3}{4}$ ” square of beige background fabric (B), right sides together, on top of the 1 $\frac{3}{4}$ ” square of fabric (D1)

-Sew with an accurate $\frac{1}{4}$ ” seam on one side.

-Press to dark fabric

-With (B) fabric oriented towards the top, place, right sides together, piece (D2) on top of pieced unit and sew down right hand side.

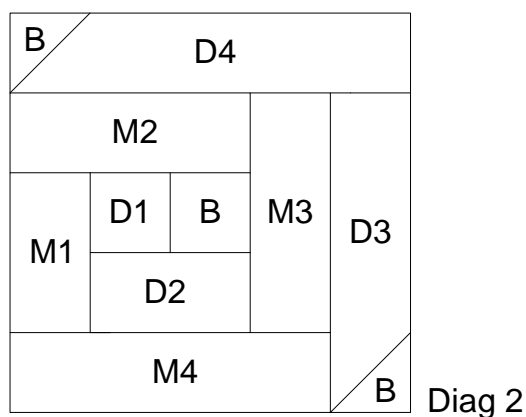
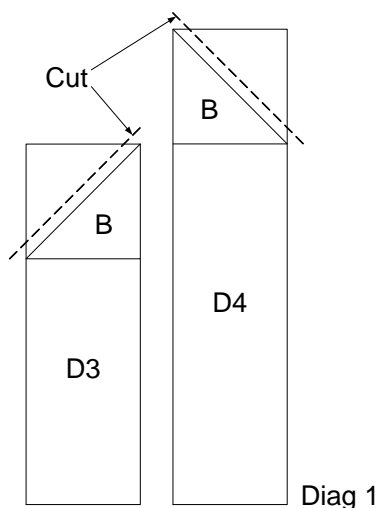
-Press toward (D2)

-With (D2) oriented upwards, place, right sides together, piece (M1) on top of pieced unit and sew down right hand side.

-Press toward (M1)

-With (M1) at the top, place, right sides together, piece (M2) on top of pieced unit and sew down right hand side.

- Press toward (M2)
- With (M2) at the top, place, right sides together, piece (M3) on top of pieced unit and sew down right hand side.
- Press toward (M3)
- With (M3) at the top, place, right sides together, (M4) on top of pieced unit and sew down right hand side.
- Press toward (M4)
- Take the 2 remaining $1\frac{3}{4}$ " squares of (B) and, on the wrong side, draw a diagonal line on both pieces.
- Place 1 – $1\frac{3}{4}$ " square of (B) at one end of (D3), right sides together, with the diagonal going from the upper right hand corner down towards the left.
- Sew on the drawn diagonal. (diag. 1)
- Cut, leaving a $\frac{1}{4}$ " seam allowance on left side of seam and press toward the triangle.
- With (M4) at the bottom, place (D3) with the beige triangle at the bottom, right sides together on top of the large pieced unit, and sew down the right hand side.
- Press toward (D3)
- Place the remaining $1\frac{3}{4}$ " square of (B) at one end of (D4), right sides together, with the diagonal going from the upper left hand corner down toward the right.
- Sew on the drawn diagonal. (diag. 1)
- Cut, leaving a $\frac{1}{4}$ " seam allowance on right side of seam and press toward the triangle.
- With the newly attached (D3) strip oriented towards the bottom, place (D4) with the beige triangle at the top, right sides together on top of the large pieced unit, and sew down the right hand side.
- Press toward (D4).



You should have a block measuring $6\frac{3}{4}$ " square unfinished.



Thread F-X
MAGGIE FONTANA

Phone: 613.821.0223
Email: threadcfx@rogers.com



Heirloom Quilt Studio

30 Manchester Street, Stittsville
613 836-6301
quilt@sympatico.ca

Studio Hours
Monday & Tuesday 9:30 to 8:00 pm
Wednesday & Thursday 9:30 to 4:00 pm
Saturday 9:30 to 1:00 pm
Sunday CLOSED
Friday & other evenings
by appointment

We now offer **Photo Transfer** for quilt blocks, labels, and all your special projects

visit our website
www.heirloomquilts.ca

Taylor Sewing Centre
Brockville's Quilt Shop

Coming Events!
Thimbleberries Club 2008
30 hour Quilt Marathon
Pfaff Fall Flyer

**Singer
Janome
Pfaff**

7712 Kent Blvd1-877-837-6140 ...613-342-3153
www.taylorsewing.com taylorsewing@taylorsewing.com

FOR SALE

Husqvarna Megaquilter - bought Dec 2005. Used as a quilting machine on frame for approximately six lap size quilts (mainly for Victoria's Quilts). Also good for heavier home sewing such as upholstery and leather. Original box, some features never used. Asking \$1000

Quilter's Cruise Control stitch regulator - compatible with the Megaquilter, Janome 1600, and Pfaff Grandquilter. Sensors are for the Hinterberg frame, but parts can be exchanged or bought through manufacturer. Only used on two quilts. Asking \$450

Janome MyLock 134D serger - 4 thread with differential feed- bought in 2004- hardly used. Asking \$375

Pick up or delivery can be arranged (cheaper than to ship). I am situated in Portage-du-Fort, QC (one hour drive west of Ottawa) For more info contact: Denis Essiambre (dpejubilate@aol.com) – or 819-647-6037 (weekend afternoons only please if calling).

COMING EVENTS

October 2007

Oct 2-20 Ann Bird and Marilyn French-St George present Stellar Creations -works in fabric and glass at Arts Court, 2 Daly Avenue, Ottawa

Oct 12-13 Flying Geese Quilt & Craft Show & Sale Presented by Upper Canada Quilters' Guild Tea Room, Demos, Prizes, Appraisals, etc. Seniors Support Centre Stampville, ON \$5 admission includes tea room.

Oct 13 Fabric Fleamarket - 10:00 am - 2:00 pm Glebe Community Centre 175 Third Avenue Ottawa Admission 2.00\$ to support Cambridge Street Public School Book a table or donations accepted Contact - Jane at 819.595.0886 or kayjyoung@magma.ca

Oct 15-19 "Quilts from Russia...with Love" coming to southwestern Ontario. In addition to this unique exhibit of 75 Russian quilts, there will be presentations by Russian quilters, demonstrations, and a merchant mall. INFO: re Russian Quilt Show packages 1-877-0253 ext 3 or visit www.ontariofunconnection.com.

Oct 19-20 'Inspirations' Needlecraft Show new location: Hampton Conference Centre, (next to Lynx Stadium) Ottawa INFO: 613.744.0989 or visit www.inspirationsneedlecraft.com

Oct 27-28 "The Magic of Cloth Act III—Stargazing Quilt Show and Sale" Sat 10-5, Sun 10-4 at the Orangeville Fair Grounds, Orangeville, On. Presented by the Dufferin Piecemakers Quilting Guild INFO: www.dufferinpiecemakers.org

Oct 30 'Fall Harvest of Quilting Fabrics' 6-8 PM Rockland Textiles, 2487 Kaladar Ave, Ottawa Join us for an intimate and creative evening of sharing quilting ideas, perusing our collection of fabrics and enjoying some light refreshments. Door Prize!

November 2007

Nov 1-4 [daily from 10—4] The South Shore Quilters Guild 25th Anniversary Show St.-Lambert Golf Club, 325 Golf St. St-Lambert, Qc INFO: 450-656-0243 or mdelorme@videotron.ca

Nov 2-4 [Fri 4-8 PM, Sat/Sun 10-4] Ottawa Valley Weaver's and Spinner's Guild Show Glebe Community Centre Lyon Street, Ottawa

February 2008

29-March 2 "Quilters Pleasure Weekend" NAV CAN Centre, Cornwall, ON—Quilts Show, Classes, Fashion Show, Vendors Market, Retreats, etc. INFO: 613-989-1220 or www.quilterspleasureweekend.com

April 2008

11-13 "Quilt Reflections 2008" presented by the Manitoba Prairie Quilters. Quilt display, workshops, auction, merchants mall, etc. Canada Inns, Polo Park, Winnipeg MN INFO: www.manitobaprairiequilters.org

May 2008

9-11 "Threads that Bind Through Time Quilt Show" R.A.Centre, Riverside Drive, Ottawa, ON INFO: www.commonthread.on.ca.

22-25 Quebec's 3rd Provincial Quilt and Textile Art Exhibition, College Andre Grasset, 1001 east Cremazie Blvd, Montreal QC INFO: cqq.ca

June 2008

2-8 "Quilting on the Edge" - The Canadian Quilters' Association national conference, St. John's NFLD INFO: Jennifer Gill 709-738-3239 or email: j.gill@nl.rogers.com

NEWSLETTER SUBMISSIONS

All submissions must be received by midnight on the 20th of each month. Email submissions are preferred. Space permitting, guild members may submit non-commercial, quilting related, advertisements or notices at no charge—maximum 2 per year. Commercial Advertising Rates: Full page \$50.00, 1/2 page \$25.00, 1/4 page \$12.50, Business Card \$6.25 Contact: Linda Doyle Newsletter Editor e-mail: lindas-sewing-room@rogers.com telephone: 613-531-9839 [[days] or 613-733-4452 [evgs] mail: 2286 Prospect Avenue, Ottawa, ON K1H 7G4