



Pieceful Times

SEPTEMBER 2007

Meeting
MONDAY SEPT 10
7:30 PM

◆ New Location ◆

**St. Anthony's
Soccer Club**

St. Anthony St.
at Preston St.

[west side of Preston
- just one block north of the
Queensway/ 417]



- Don't forget your
- membership card
 - name tag
 - mug
 - small change

Guests are welcome
[\$5 admission]

Next Meeting
MONDAY OCT 1

PRESIDENTS' WELCOME

We would like to extend a warm welcome to all you —returning members and new ones, too! We hope you are as enthusiastic about the coming year as we are!

There are exciting things in store for all. Thanks to the hard work of Jacquie and her executive last year, we are in excellent shape to implement a lot of wonderful new initiatives. Our executive this year is a dream team—they spent the summer getting everything prepared to ensure your enjoyment over the coming months, as you will see as you look through this newsletter. Do let them know that you appreciate what they've organized. What an amazing group of volunteers they are.

You will see a lot of changes—we are grateful to those of you who are able to collect this newsletter online for it saves trees, volunteer time, and the cost of paper and printing. Our meeting format is changing, too. We will begin promptly at 7:30 to conduct business and Show & Tell, and then will spend the second half of the meeting providing you with opportunities to learn techniques, meet other members, and have fun—for now we're calling it "Opportunity Hour." If you bring a quilt for Show & Tell, this is a time when you can show it to interested members who can come and see it "up close and personal." We hope you will take advantage of this new format to discover some different techniques, make new friends, and most importantly, have fun!

Mary & Kris

Inside this issue

2006/07 Balance Sheet	2
2007/08 Committees	2
Program	2
Baby Quilts	2
Workshops	3
Retreats	5
Volunteers Needed!	5
Quilt Canada Request	5
Coming Events	7
Submission Info	7
Block of the Month	10

MEMBERSHIP

Please note: This year, you will be required to show your membership card at every meeting, so be sure to have it ready to show our volunteer 'carder' outside the door. As many members have opted to pick their card up at our first meeting, there will no doubt be a line-up, so your patience will be much appreciated.

Ottawa Valley Quilters Guild

1430 Prince of Wales Dr., PO Box 38083 Ottawa ON K2C 1N6

Information about guild policies, programs, etc. will soon be found in our Members' Guide which will be available from the Membership Committee or on our website www.ottawavalleyquiltersguild.org

GUILD EXECUTIVE

Co-Presidents: Mary Pal & Kris Broadhead
president@OttawaValleyQuiltersGuild.org
marybpal@gmail.com
(613) 567-2675

Secretary: Grace MacNab
secretary@OttawaValleyQuiltersGuild.org

Treasurer: Nancy Francis
treasurer@OttawaValleyQuiltersGuild.org

V.P. Programs: Pat Amundrud
vpprogram@OttawaValleyQuiltersGuild.org

V.P. Administration: Barb Cloutier
vpadmin@OttawaValleyQuiltersGuild.org

Past President: Georgia Beale
pastpresident@OttawaValleyQuiltersGuild.org

Program: Heather Leserve
program@OttawaValleyQuiltersGuild.org

Workshops: Jann Thulien, Lorraine Yorke
workshops@OttawaValleyQuiltersGuild.org

Block of the Month: Carole Carraro, Lidia Walker
block@OttawaValleyQuiltersGuild.org

Baby Quilts: Judy Black
babyquilts@OttawaValleyQuiltersGuild.org

Social: Sandy Rogan, JoAnn Raven
social@OttawaValleyQuiltersGuild.org

Library: Carolyn Keats, Dianne Milks
library@OttawaValleyQuiltersGuild.org

Magazines: Mary Walsh, Linda Palaisy
magazines@OttawaValleyQuiltersGuild.org

Newsletter: Linda Doyle
newsletter@OttawaValleyQuiltersGuild.org

Membership: Keitha Graham, Suzanne Nelson
membership@OttawaValleyQuiltersGuild.org

Equipment: Dorothy Lamoureux, Angele Vanderlaan

Publicity: Maggie Fontana
publicity@OttawaValleyQuiltersGuild.org

Raffle Events: Raymonde Smith
events@OttawaValleyQuiltersGuild.org

Photographer: Margaret Dunsmore
photographer@
OttawaValleyQuiltersGuild.org

Archives: Donna Nesbitt

Ottawa Valley Quilters Guild Balance Sheet (cash Basis) As June 30, 2007

ASSETS	
Total Cash	\$ 20,708.47
GIC	<u>25,398.51</u>
TOTAL ASSETS	\$ <u>46,106.98</u>
LIABILITIES	
Accounts Payable	\$ 540.00
Total Liabilities	\$ 540.00
EQUITY	
Retained Earnings-Previous Year	\$ 39,428.63
Current Earnings	<u>6,138.35</u>
Total Equity	45,566.98
TOTAL LIABILITIES AND EQUITY	\$ <u>46,106.98</u>

PROGRAM

At our September meeting, members will be given an overview of the main aspects of program--Library, Workshops, Block-of-the Month, UFO's and Doctors-on-call— and what is scheduled for the Fall.

Members are encouraged to make Personalized Name Tags in time for the October 1st meeting. Some creative methods will be demonstrated and members will have an opportunity to take part in "mini-mini" workshops so that they can make Name Tags worthy of admiration and awe!

During our "Opportunity Hour," you will have time to give in baby quilts; sign up for all of the wonderful workshops; see the new library acquisitions; snap up the fabulous and challenging pattern for Block-of-the-month; visit Doctors-on-call and register any UFO's you intend to complete; chat with the makers of the Show & Tell quilts; and catch up on your friends' summer news. Last, but not least, members hopefully will inspire others by sharing their quilting creations. Did any use those orphan blocks that were donated by generous members? [Heather LeServe]

BABY QUILTS

A total of 316 baby quilts were donated to the Civic Hospital's Rich Little Special Care Nursery from Sept. 2006-June 2007. On Fri. Aug. 17 Rich Little was in Ottawa and visited the Special Care Nursery which he founded years ago. I hope to keep the "Memory Book" and donation jar going this year. If you want to know more about this, please see me at the meeting [Judy Black]

WORKSHOPS

Check out the great new workshops that we have put together for you. If you have any suggestions for instructors or techniques that you would like to learn, please do not hesitate to contact Jann or Lorraine.

As a reminder, here are the policies for guild workshops:

- Workshops locations are listed below
- Payment, by cash or cheque, is required to reserve your spot in the class
- The cost is set up to reflect no profit for the guild (unless the instructor specifically asks that the instructor fee is donated to the guild)
- Non-members may take a workshop for an additional fee of \$10.00
- **The class fee is non refundable.** A refund is given if the class is cancelled.
- The registration is closed when the class fills or a week before the class. A minimum number of students is required and you will be notified a week before the class if the class is not being held.

Visit us at the workshop table. We will have sign-up sheets and supply lists. Samples of the class project will be available.

**For more information contact:
JANN (613) 225-8004 or LORRAINE (819) 682-3219
or email at workshops@OttawaValleyQuiltersGuild.org**

Beginner's Hand Applique

Instructor: Joan Dorsay

Date: Saturday, September 15 (1 pm to 4 pm) AND Saturday, September 22 (noon-4 pm)

Location: Maki House, 19 Leeming Dr.

Fee: \$52.50

Extra expense: kit (\$3.00 and pattern)

Session one will cover the basics of the needle-turning technique of hand appliqué. There will be a short discussion of fabrics and notions. Students will learn to appliqué straight lines, points, as well as a leaf shape to practice curves, and, as time permits, to make circles and stems. Practice fabrics, thread, needles and shapes will be provided (\$3.00 fee to be paid at the time of the class).

Session two will be a workshop, where students will begin to make a simple block, based on Joan's Mexican Rose pattern (\$15.00 plus tax which can be purchased at your favorite quilt store or at the class). By the end of the class, the students should feel confident that they are well on their way to finishing the appliqué.

Imagine & Create ...Embellishment Techniques for Quilters

Instructor: Hillary Rice

Date: Tuesday, October 2 (9am-noon, 12:30pm-3:30 pm)

Location: Loblaws Cooking School—1460 Merivale Road (Please note: all food eaten on premises must be purchased at Loblaws)

Fee: \$53.00

Extra fee: (kit fee applicable)

This workshop is a "must do"! Hilary will be speaking at our October meeting on October 1 and then presenting this workshop the next day. When will you have the opportunity again to spend the day with a Newfoundland quilter? If you have seen her work, you will know that she is known for her embellishing. Come by the workshop table and see her sample. Check out her website: <http://www.mestudios.ca>

Let your imagination run wild... Create what you imagine! With the mastery of an assortment of embellishment techniques like these, you will be able to add real pizzazz to your quilts. This workshop is your springboard into creating art! Each technique will be clearly demonstrated and possible options discussed, followed by an opportunity to explore and play on your own, with input from an experienced Fibre Artist.

Enjoy a day of Fun and Learn new Techniques: couching ◦ bobbin stitching ◦ cut-away appliqué ◦ sheer overlay ◦ encasement ◦ free machine stitching ◦ ribbon thread play ◦ bead trails ◦ a Surprise too!

12-Step Colour Program

Instructor: Elaine Quehl

Date: Saturday, October 13 (9 am to 4 pm)

Location: Maki House, 19 Leeming Dr.

Fee:\$45.00

Extra fee: (kit purchase required \$34.00)

Description: This class begins with an introduction to basic colour theory using a 12-step colour wheel. Students will be assigned a number of simple colour exercises using acrylic paint to reinforce what they have learned. Students will also practice what they have learned by carrying out several colour exercises with fabric on a design wall. Each exercise will result in a quilt block. The completed blocks can be sewn together after class to create an Amish-style (with modern flair) nine-block wall quilt. Students are also invited to bring samples of their work and/or projects they are currently working on or planning. Discussion will take place and input will be provided that will assist with choosing more dynamic colour combinations.

Supplies: Kit of hand-dyed fabrics (12 fat eighths hand-dyed in the colours that appear on a 12-step colour wheel) provided by instructor for each student for a fee.

- 1 meter of black 100% cotton quilting fabric (not required for class, but will be required when you complete the quilt).
- A piece of batting to use as a design wall (minimum 36" square).
- Rotary cutter, mat and a ruler.
- Students are also invited to bring samples of their work and/or projects they are currently working on or planning.

Mystery Sampler

Instructor: Fran O'Neill

Dates: Tuesdays, October 16, November 20, December 18, March 18, April 15, May 6 and May 20 (7-9 pm)

Location: (TBD)

Fee: \$95.00 (14 hrs of instruction)

Description: Like a good mystery?? Then come out once a month and solve which block we are making. Clue: our first block will be an easy block on which many quilts are designed. There will be two block mysteries each month thereafter. Learn different techniques and have fun solving the mysteries. Bring a sewing machine if you wish to work on a block and also receive extra help in fine tuning your sewing skills.

Thread Workshop

Instructor: Linda Palaisy

Date: Saturday, October 27 (1pm –3 pm)

Location: Maki House, 19 Leeming Dr.

Fee: \$15.00

Description: This is a very informative lecture about threads and their use, their characteristics, their problems, etc. and how to conquer and control and use effectively. Students will go home with detailed notes and have had lots of actual samples to view, touch, discuss and remember. The information of threads in relationship to sewing machines also covers needles and tension. Thread cannot be used properly if the needle or tension is not proper for the job either as all have to be working together to get the job done. This class is of value to anyone who sews on a sewing machine. Students are encouraged to bring samples of problems and questions about specific situations. If you stump the teacher, she will take contact information and get back to you with an answer.

Supplies: No supplies needed but actual examples and situations welcome.

Magic Tiles

Instructor: Pamela Griffin

Date: Saturday, November 10 (10am-12, 1pm-3pm)

Location: Nepean Museum, 16 Rowley Avenue Room B

Fee: \$30.00

Extra fee: template fee \$1.50. Pattern to be purchased from local store

Description: A classic! I'm sure you've seen this pattern by Canadian pattern designer, Kathleen Bissett on many occasions. If you haven't had time to get to it, there is no better time than now. Pamela has taught this class many times and she is familiar with all the pitfalls. Come and see this version of the pattern in oriental prints at the workshop table.

QUILTERS' RETREAT

Feb 29, March 1 & 2nd, NAV CAN Facility, Cornwall.

We would like to start retreat weekends for guild members and this would be a great time to do it. Some of you may be familiar with the Quilters Pleasure Weekend started by a sewing store in Cornwall a few years ago. This event features a Quilt Show, Vendors Market, Fashion Show and Classes (sewing, doll making, colour theory etc), and more and more groups now plan retreat weekends at the facility during that weekend. The cost is approximately \$230.00 + taxes for 2 nights accommodation (a room to yourself), all meals, and conference room for sewing. For those who have never been on a retreat, you bring your sewing machine and projects to work on and do nothing but sew as early to as late as you wish—with breaks to eat, visit the show, network with other quilters, etc. You would register separately for any QPW classes you wish to take.

If you are interested, pre-register with the retreat committee at the September meeting. If we have enough interested members, we will proceed. For further information please contact Lorraine Campbell at 613-260-1094 or email: lorrainecampbell@sympatico.ca

VOLUNTEERS NEEDED!

Volunteers are needed to man the OVQG display at the Upper Canada Quilt Show, September 22 & 23. each shift will be for approximately 2 to 3 hours. Please contact me at 613-828-8246 if you are interested in helping. Your assistance is always appreciated. [Raymonde Smith]

QUILT CANADA REQUEST

For the last several conferences, area guild members have made and donated table toppers, runners or small quilts to be used as table decorations and door prizes—a prized memento of the conference. We invite you to make a signed table topper in any pattern in blues, greens or neutrals—or in seasonal colours—to welcome delegates at our conference in St. John's, NFLD on June 2-7. We hope you will be one of those delegates!

Contact:

Jennifer Gill, 31 Dublin Rd. St. John's, NFLD, A1B 2E8
[709] 738-3239 j.gill@nl.rogers.com

The New Sapphire Sewing Machines

BY HUSQVARNA VIKING - SWEDISH BUILT QUALITY AT A VERY AFFORDABLE PRICE



Come in and experience the longest Free Arm in the industry (250 mm or about 10 inches) and the largest Extended Sewing Surface, plus the Exclusive Sensor System which always gives the correct pressure on the presser foot with automatic presser foot up/down and pivot. Plus the large Graphic Display, easy Touch Panel, permanent memories and wonderful stitches and lettering that make sewing a true pleasure.



Yarn Forward & Sew-On

581 Bank Street, Ottawa. Tel (613) 237-8008
474 Hazeldean Rd., Kanata. Tel (613) 831-8027

Julee's Homecrafts

5502 Osgood Main St.
Osgoode Village, Ont
613 826-1243
www.julees.ca
julees@sympatico.ca

Quilting ▪ Beads ▪ Books
Patterns ▪ Notions ▪ Embellishments

Mon: 9:30 am—2:30 pm
Tues-Fri: 9:30 am—5:30 pm
Sat: 10 :00 am—5:00 pm

While you are in the Village, stop by Sweet Peas Pantry for a cup of tea, visit a world of antiques & gifts at Country Bows or drop by Touchstone Manor, the llama & alpaca shop



dragonfly fabrics

for fashion and quilting

WE OFFER A WONDERFUL SELECTION OF
QUILTING COTTONS
LINEN • SILK • WOOL

BOOKS • PATTERNS • CLASSES

SMOCKING SUPPLIES
AND MUCH, MUCH MORE!

1793-B KILBORN AVENUE, OTTAWA
613-521-9839

OPEN MON - SAT 10 AM—5 PM

OPEN FRIDAYS 'TIL 8 PM [EXCEPT JUL & AUG]



Authorized PFAFF Dealer

*Offering a Full Range of Supplies
for the Creative Quilter:*

*Fabrics
Notions*

*Books, Patterns, & Classes
Sewing Machines & Sergers*

2211 St Joseph Blvd
Orleans ON K1C 7C5
613-834-3044
www.quiltypleasures.ca

Orleans ... It's Not as Far as You Think!



Heirloom Quilt Studio

30 Manchester Street, Stittsville
613 836-6301

quilt@sympatico.ca

Anniversary Sale

Sept 10 to 15
Mon & Thurs 9:30 to 8:00 pm
Tues, Wed, Fri Sat 9:30 to 4:00
Sunday CLOSED

**Our entire inventory is on sale
30% to 60% off**

**visit our website
www.heirloomquilts.ca
for full details**

COMING EVENTS

September 2007

18-22 International Plowing Match and Country Festival, Crosby, ON, includes Janome Quilters' Showcase tent—Ontario

INFO: 1-800-975-7174 www.ipm2007.ca

22-23 **Upper Canada Quilt Show** at Upper Canada Village. Morrisburg, ON, featuring quilts from five eastern Ontario guilds as well as antique and reproduction quilts from the Village's own collection, demonstrations, guest speakers, merchants' tent, a quilting bee, and more. INFO: 1-800-437-2233 [613] 543-4328 or www.uppercanadavillage.com

28-29 Kitchener/Waterloo Quilt Show—Rim Park, Waterloo INFO: www.wcquiltersguild.com

28,29,30 Quilt Fest Kingston—a great quilting weekend INFO: mstitch@cogeco.ca

29,30 "Stitch in Time" Quilt Show, Rankin Cultural and Recreation Centre, Pembroke—a fund raiser to re-build the previously burned down centre. Special Dear Jane display, vendors, demos, silent auction, door prizes and a tea room. Admission \$5. INFO: quiltshow@nrtco.net or contact Valerie Champ [1-613-732-8515] or Muriel Verch [613-735-0224]

October 2007

12-13 **Flying Geese Quilt & Craft Show & Sale** Presented by Upper Canada Quilters' Guild Stampville, ON \$5 admission includes tea room.

15-19 "Quilts from Russia...with Love" coming to southwestern Ontario. In addition to this unique exhibit of 75 Russian quilts, there will be presentations by Russian quilters, demonstrations, and a merchant mall. INFO: re Russian Quilt Show packages 1-877-0253 ext 3 or visit www.ontariofunconnection.com.

19-20 'Inspirations' Needlecraft Show — new location— Hampton Conference Centre, Ottawa INFO: 613-744-0989 or www.inspirationsneedlecraft.com.

February 2008

29-March 2 "Quilters Pleasure Weekend" NAV CAN Centre, Cornwall, ON—Quilts Show, Classes, Fashion Show, Vendors Market, Retreats, etc.

INFO: 613-989-1220 or www.quilterspleasureweekend.com

April 2008

11-13 "Quilt Reflections 2008" presented by the Manitoba Prairie Quilters. Quilt display, workshops, auction, merchants mall, etc. Canada Inns, Polo Park, Winnipeg MN

INFO: www.manitobaprairiequilters.org

May 2008

9-11 "Threads that Bind Through Time Quilt Show" R.A.Centre, Riverside Drive, Ottawa, ON

INFO: www.commonthread.on.ca.

22-25 Quebec's 3rd Provincial Quilt and Textile Art Exhibition, College Andre Grasset, 1001 east Cremazie Blvd, Montreal QC INFO: cqq.ca

June 2008

2-8 "Quilting on the Edge" - The Canadian Quilters' Association national conference, St. John's NFLD

INFO: Jennifer Gill 709-738-3239 or email: j.gill@nl.rogers.com

CALLS FOR ENTRY

"Wee" Quilt Challenge McDougal Cottage, Cambridge, ON invites quilters to submit a wee quilted creation that interprets their theme "Scotland Rocks" and includes a piece of plaid! Digital images and entry forms must be in by Monday, March 3, 2008.

INFO: bususan@region.waterloo.on.ca or 519-642-8250

NEWSLETTER SUBMISSIONS

All submissions must be received by midnight on the 20th of each month. Email submissions are preferred. Space permitting, guild members may submit non-commercial, quilting related, advertisements or notices at no charge—maximum 2 per year.

Commercial Advertising Rates: Full page \$50.00, 1/2 page \$25.00, 1/4 page \$12.50, Business Card \$6.25

Contact: Linda Doyle Newsletter Editor

e-mail: lindas-sewing-room@rogers.com telephone: 613-531-9839 [days] or 613-733-4452 [evgs]

Quilts & Seams

1276 Wellington St. West



613-725-5113

www.quiltsandseams.com

FABRIC SALE !!!

1-DAY ONLY

SUNDAY, 16 September 2007

1276 WELLINGTON STREET WEST

(Opposite Bridgehead Coffee House)

100% Cotton Fabric \$7 & \$10/Mtr

(Regular \$12—\$21/Mtr)

(min 1 metre cut) - no rain checks

Cash, Visa or Debit—Only

Bernina[®] Sewing Machine Special

ONE WEEK ONLY

September 10 - 15, 2007

440Q Sewing Machine **\$3250**
(With Stitch Regulator)

440QE Sewing Machine **\$4500**
(With stitch regulator & Lite S/W)

(Taxes extra)

Janome[®] Sewing Machine Special

ONE WEEK ONLY

September 10 - 15, 2007

6600P Sewing Machine + Roller Case +
(Floor Mount) Table + 3 X Feet **\$2359**

MC11000 Sewing Machine **\$6999**

MC11000 (With Digipro S/W) **\$7999**

(Taxes extra)

Inspirations

Needlecraft show

October 19 & 20

NEW LOCATION!

Hampton Conference Center


FRI & SAT 9 AM TO 6 PM

Classes, free demos, fashion shows,
merchant mall and more.

New this year..

2 day pass with any class, and all men
accompanied by a woman have free admission.

FOR INFO CALL 613.744.0989 OR
VISIT WWW.INSPIRATIONSNEEDLECRAFT.COM



*Hummingbird
Quilting
Services*

For all your Computerized & Hand
Guided Long Arm Quilting needs.

By appointment only, contact:
Lorraine Campbell
613-260-1094

566 Fielding Drive
Ottawa Ontario K1V 7H1
(near Bank & Walkley)

lorrainecampbell@sympatico.ca

Taylor Sewing Centre

Brockville's Quilt Shop

OPEN HOUSE SALE

Friday Sept. 7... 9-530

Saturday Sept. 8...9-4

Save
15%- 40%
random draw

7712 Kent Blvd. Brockville...1-877-837-6140...613-342-3153
www.taylorsewing.com taylorsewing@taylorsewing.com



Frances O'Neill
Quilter

Fran's Quilting Services

Workshops, Commissions, Private Instructions, Patterns

BY APPOINTMENT ONLY

60 Sparrow Way
Ottawa, Ontario
CANADA K1V 9H5

Tel: (613) 733-7865
E-mail: franquilts@rogers.com
Website: www.fransquilting.ca

Barb Gillespie
Quilter



CHERRY TREE QUILTS

Longarm Machine Quilting

&

Custom Made Quilts

By appointment only

613-823-7094

Ottawa ON

K2J 4L2

cherrytreequilts@magma.ca

BLOCK OF THE MONTH

September 2007

“Fall”ing Leaves

[to bring to the October meeting]

Hi everyone! We are happy to be back and see you all again and we would like to extend a warm welcome to our new members. So let's get quilting!

Before we begin, let's review the **Rules of the Block of the Month**: (please save)

- all members are encouraged to participate (there is no need to register)
- always use 100% pre-washed cotton fabrics
- **read all instructions carefully before starting** your block
- sew with an **accurate 1/4" seam allowance**
- **ensure** you have a **1/4" seam allowance** all around your finished block, **especially beyond the points**
- make as many blocks as you wish
- each block you submit gives you an entry for the draw to win some or all of the blocks received (determined by the number of submissions)
- bring your block or blocks to the Block of the Month (BOM) table before the start of the meeting and enter your name for the draw
- if you have any questions regarding the blocks, **please call Lidia at 613-523-2348 or Carole at 613-738-9570**

Over the summer, while relaxing by the lake, we came across this great scrappy maple leaf pattern in a 2004 issue of Quilts with Style magazine. The 10 1/2" blocks (unfinished) will quickly sew up to give you a warm, cozy autumn throw to curl up under on those cool fall evenings.

Fabric requirements:

For leaf – a minimum of 4 or more different scraps of batiks, tone-on-tone or small fall prints in warm fall leaf colours (oranges, red, greens, golds, rusts, etc.) **Fabric L**

for background/sky – a minimum of 4 or more different scraps of light pastel shades of sky blues, soft greens and pale lavenders **Fabric B**

Cutting Directions:

- cut 8 – 21/2" squares from a variety of leaf fabrics
- cut 8 – 21/2" squares from a variety of background/sky fabrics
- cut 4 – 3" squares from a variety of leaf fabrics
- cut 5 – 3" squares from a variety of background/sky fabrics
- cut 1 – 3/4" x 4" rectangle of leaf stem fabric (fabric s) of your choice (brown, green, etc).

Sewing instructions:

Triangle-squares (1/2-sq)

1. Draw a diagonal line on the wrong side of a 3" square of sky fabric (B)
2. With right sides together, layer it over a 3" square of leaf fabric (L)
3. Stitch a 1/4" seam on each side of the drawn diagonal (fig 1)
4. Cut apart on drawn line and press seam allowances open.
5. This will give you 2 triangle-squares
6. Repeat steps 1-4 with 3 other pairs of 3" squares of sky and leaf fabrics.
7. Trim all 8 triangle-squares to 2 1/2" square making sure to match your 45° line on your ruler to the diagonal seam line of the block

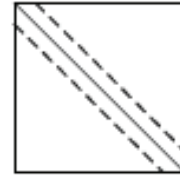


Fig 1

Stem square:

1. Take your remaining 3" square of background/sky fabric(B) and cut it in half diagonally.
2. Place the long side of one triangle, right sides together, on one side of the stem piece (fabric S) and sew with a 1/4" seam. (fig 2)
3. Press seam toward triangle.
4. Repeat steps 2 & 3 for the 2nd triangle on the opposite side of the stem piece
5. Trim this unit to a 2 1/2" square, making sure to place the 45° diagonal line on your ruler down the centre of the stem.

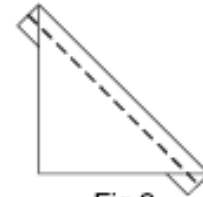


Fig 2

NB: If you prefer, you can make your own style or version of a stem as long as your piece measures 2 1/2" square.

Block assembly:

NB: Refer to (fig 3) for correct placement and direction of triangle-squares (1/2 sq).

- Row1: sew: B - 1/2 sq - 1/2 sq - 1/2 sq - B
Press seams to the right
- Row 2: sew: B - L - L - L - 1/2 sq
Press seams to the left
- Row 3: sew: 1/2 sq - L - L - L - 1/2 sq
Press seams to the right
- Row 4: sew: B - stem - L - L - 1/2 sq
Press seams to the left
- Row 5: sew: B - B - 1/2 sq - B - B
Press seams to the right

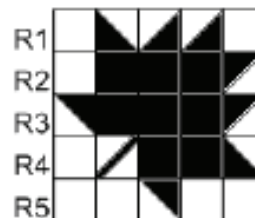


Fig 3
■ = L

Next, making sure to match the seams , sew Row 1 to Row 2 with a 1/4" seam; in a similar fashion, sew this unit to Row 3. Continue to add to Row 4 and finally to Row 5.

The Art Quilter Lecture & Workshop Series

Presented by:

Bravo Quilt Studio

www.bravoquiltstudio.com

Featuring:

LAYERED CURVES & PEAKS I & II

with:

Karen Eckmeier—

September 28, 2007 (lecture)

September 29 & 30, 2007 (workshop)

<http://quilted-lizard.com/>



CRAZY ABOUT CURVES

with:

Vikki Pignatelli —

October 26, 2007 (lecture)

October 27 & 28, 2007 (workshop)

<http://home.att.net/~vikkipm/>

<http://home.att.net/~vikkipm/>



FREE EXPRESSION BUFFET

with:

Robbi Joy Eklow

“the goddess of the last minute” —

November 30, 2007 (lecture)

December 1 & 2, 2007 (workshop)



Coming Soon: Award-winning quilt artist,
Carol Taylor, to teach in Ottawa April 25—27, 2008
www.caroltaylorquilts.com

**Workshop
Location:
Maki House
19 Leeming Dr.
Nepean**

Hand in these entries at

The Running Stitch

- Fill them out ahead of time, if you wish -

Running Stitch Entry Form One

Win a Table Runner

Name
Address
Phone
Email

Running Stitch Entry Form Two

(Just because you brought your own bag.)

Name
Address
Phone
Email

Running Stitch Entry Form Three

*Share your favorite quilting tip
in the space below*

Name
Address
Phone
Email

Running Stitch Entry Form Four

High Occupancy Vehicle (2 or more)

Name
Address
Phone
Email



passport stamp



passport stamp

Shop Hop Hours

September 13 to 15

Thursday 9:30 to 8:00

Friday 9:30 to 6:00

Saturday 9:30 to 5:00

Super Hop Prize Entry Form

*To be eligible for draw, passports must be stamped at both stores
where indicated above. Check at other store.*

Name
Address
Phone
Email

Hand in these entries at

Quilty Pleasures

- Fill them out ahead of time, if you wish -

Quilty Pleasures Entry Form One

Win a Table Runner

Name
Address
Phone
Email

Quilty Pleasures Entry Form Two

(Just because you brought your own bag.)

Name
Address
Phone
Email

Quilty Pleasures Entry Form Three

*Share your favorite quilting tip
in the space below*

Name
Address
Phone
Email

Quilty Pleasures Entry Form Four

High Occupancy Vehicle (2 or more)

Name
Address
Phone
Email

Welcome

to the

EAST

meets

WEST

Shop Hop



Thursday, September 13 through
Saturday, September 15, 2007

Fabulous Goodie Bags
for Each Participant
while supplies last
In-Store Draws, Prizes, Surprises
25 Super Hop Prizes



The Running Stitch

474 Hazeldean Rd, Kanata

613-836-5908 - therunningstitch@on.aibn.com



Quilty Pleasures

2211 St. Joseph Blvd, Orleans

613-834-3044 - info@quiltypleasures.ca



East Meets West: How to Participate in Three Easy Hops

This brochure is your passport. It includes blank entry forms for draws at each stop and, when marked with both event stamps, will make you eligible for a chance to win one of the 25 Super Hop Prizes. Here's how it works:

1. On any day of the hop, take this passport to the first store on your route. Take advantage of shop specials, in-store events, and the random draws that will take place. Deposit your entry forms for that shop's great prizes -- separate draws for cashing in with other shoppers and/or bringing your own shopping bag and/or sharing your favorite quilting tip with us. You could even win a beautiful table runner! When it's time to leave, get your passport stamped and pick up a fabulous goodie bag (available while supplies last). Please, only one passport per person, and you must present it in person.

2. Travel to the next stop for fun shopping and participating in that store's hop events, then deposit your second set of entry forms for more great prizes. Pick up your second fabulous goodie bag and get your passport stamped.

3. Hand in your completed passport at the last shop you visit for a chance to win one of the 25 Super Hop Prizes. Your passport must contain stamps from both shops and your completed Super Hop Prize entry form. Eligible passports will be gathered together for the final 25 draws. Participants do not need to be present to win, but are responsible for picking up their prizes. Winners will be notified by phone within a week of the hop. Quilty Pleasures and The Running Stitch reserve the right to publish the names of winners and use any information provided on the forms to notify customers of upcoming specials and promotions.

Special Super Hop Prizes

- 2 - \$200 Gift Certificates for Machine Quilting
Courtesy of
Kazine's Quilting Touch, Orleans and
Cherrytree Quilts, Kanata