



# Pieceful Times

APRIL 2008

Meeting  
MONDAY APR 7  
7:00 PM

◆ **New Location** ◆

**St. Anthony's  
Soccer Club**

St. Anthony St.  
at Preston St.

[west side of Preston  
- just one block north of the  
Queensway/ 417]



- Don't forget your
- membership card
- name tag
- mug
- small change

Guests are welcome  
[\$10 admission]

Next Meeting  
MONDAY MAY 5

## PROSE FROM THE CO'S!

**April already!** The snow is starting to recede. There are more birds singing in the trees. The days are brighter and longer! There's more natural light to sew by! It's a time of renewal. What could be better?

It's also coming up to a time of renewal at the guild. Georgia Beale and the nominating committee are looking for people to fill a variety of positions for the next guild year. Kris is still looking to fill a few key positions on the 2009 quilt show committee. Please consider filling one of these positions and perhaps renewing yourself with the opportunity to exercise new skills, and make new, lasting friendships.

Mary and I have made the decision that it is also time for us to move on. We stepped in to help the guild through the changes that have faced it the last few years, and feel that we have done what we can to rejuvenate the guild. It's time now for us to focus on our own work and time for someone else to help the guild progress in the direction that it wants to go. Please consider filling this important role and making a difference!

**Mug bags** are due this month as they need to be shipped off to the CQA conference in Newfoundland. We have over 200 now, and hope that with your contribution, we can get to our goal of 250. Please hand them over to Barb Cloutier.

....cont'd page 2

### Inside this issue

2007/08 Committees	2
Program	2
Baby Quilts	2
House Tour	3
Workshops	4
Block of the Month	7
Coming Events	10
Submission Info	10

**2008/2009 Membership  
application also attached**

## SHOP OF THE MONTH: Textile Traditions

87 Mill Street, Almonte 613-256-3907

Hours: Mon 9:30-5:30 Tues to Sat 9-5:30; Thu & Fri: 9 -8

[call ahead for evening hours during soccer season]

This shop carries quality quilting fabrics; wool & yarn including hemp, bamboo, soya, etc; DMC floss; embellishment kits; interlock; interfacing and stabilizers; Kwik Sew patterns.

## THE MINUTES...

from the previous month's meeting will be posted on the Bulletin Board. If you have any corrections, please see Grace MacNab.

## GUILD EXECUTIVE

**Co-Presidents:** Mary Pal & Kris Broadhead  
president@OttawaValleyQuiltersGuild.org  
marybpal@gmail.com  
(613) 567-2675

**Secretary:** Grace MacNab  
secretary@OttawaValleyQuiltersGuild.org

**Treasurer:** Nancy Francis  
treasurer@OttawaValleyQuiltersGuild.org

**V.P. Programs:** Pat Amundrud  
vpprogram@OttawaValleyQuiltersGuild.org

**V.P. Administration:** Barb Cloutier  
vpadmin@OttawaValleyQuiltersGuild.org

**Past President:** Georgia Beale  
pastpresident@OttawaValleyQuiltersGuild.org

**Program:** Heather Leserve  
program@OttawaValleyQuiltersGuild.org

**Workshops:** Jann Thulien, Lorraine Yorke  
workshops@OttawaValleyQuiltersGuild.org

**Block of the Month:** Carole Carraro, Lidia Walker  
block@OttawaValleyQuiltersGuild.org

**Baby Quilts:** Judy Black  
babyquilts@OttawaValleyQuiltersGuild.org

**Social:** Sandy Rogan, JoAnn Raven  
social@OttawaValleyQuiltersGuild.org

**Library:** Carolyn Keats, Dianne Milks  
library@OttawaValleyQuiltersGuild.org

**Magazines:** Mary Walsh, Linda Palaisy  
magazines@OttawaValleyQuiltersGuild.org

**Newsletter:** Linda Doyle  
newsletter@OttawaValleyQuiltersGuild.org

**Membership:** Keitha Graham, Suzanne Nelson  
membership@OttawaValleyQuiltersGuild.org

**Equipment:** Dorothy Lamoureux, Angele Vanderlaan

**Publicity:** Maggie Fontana  
publicity@OttawaValleyQuiltersGuild.org

**Raffle Events:** Raymonde Smith  
events@OttawaValleyQuiltersGuild.org

**Photographer:** Margaret Dunsmore  
photographer@  
OttawaValleyQuiltersGuild.org

**Archives:** Donna Nesbitt

**Raffle Quilt tickets** — A reminder to everyone to pick up tickets to sell for the guild raffle quilt: "Toasted Mocha Latte". Please bring them in as soon as possible as we don't want to leave this for over the summer. After all, we'll need to start selling the tickets for the Buckeye Beauty in time for next year's quilt show! If you would like to have a picture to show prospective buyers, it is posted on our web-site under Notices, or if you take enough books to sell we will give you a printed picture.

**The Constitution and May meeting** — May is our Annual General Meeting this year, and we really want to be able to have some fun in addition to the review of the constitution and the nominations of the next executive. In order to expedite matters, **please review the proposed constitutional updates printed in the March newsletter ahead of time, and contact one of the executive** if you need to discuss. The intent behind the changes is listed at the beginning of the constitution.

Your Co-Presidents,

*Mary & Kris*

## PROGRAM

We're fortunate to have another terrific guest speaker in April. We'll have an evening of rollicking fun with quilt designer, teacher and author, **Susan Purney-Mark**. You won't want to miss her entertaining stories, along with games and prizes, and especially not her trunk show of amazing quilts. Once again, guest tickets will be available at a cost of \$10.

Our **May** meeting will be the AGM followed by '**Show and Tell by First Timers** (those who have never shown any of their work) and **Special Quilts** (bring a 'memorable' quilt: one by your grandmother, your first quilt, etc.)

Thinking ahead to September, be sure to read about the House Tour on page 3.

## BABY QUILTS

We collected and donated 26 baby quilts this month which brings our total to 208 for the 2007/2008 year. Our total is down a little from last year at this time when we had 262 donated baby quilts.

Also, Joanne Batchelor donated her book called 'Quilts for Baby' to OVQG Baby Quilts. If anyone is interested in seeing it, please see me and you can sign it out. Thank you ladies!  
[Judy Black]

## HOUSE TOUR

The Inaugural 'At Home with Quilts' House Tour will take place on Saturday 27 September 2008, 10:00 AM – 3:00 PM

Think quilts are only for beds? These houses will showcase quilting in ways you may never have thought of: tableware, clothing, toys, curtains, cushions.....

Two different tickets will be available:

- Type A: tour the homes in west Ottawa and have lunch at Maki House.
- Type B: just tour the homes.

Everyone (even those without any ticket) will be able to go to Maki House to register for door prizes and purchase:

- Items from the Little Quilt Sale (a charity benefit sale)
- Goods from our vendors
- Raffle tickets on 'Toasted Mocha Latte'

**V** – remember the V-word? Volunteers are needed *immediately*:

- to volunteer their homes to be added to the tour - we need **more homes** (we can provide any quilts/ quilted items required!)
- to form a Little Quilt Sale committee to organize, handle and sell the quilted items
- to lend quilted items for the homes
- to be tour guides/security in the tour homes
- to donate quilted items for the Little Quilt Sale
- (to sell tour tickets, obviously)

Because this is in September, we have to be organized now and use September to polish up the arrangements.

[Pat Amundrud, VP Programs]




— to bring your completed charity quilt blocks to the April meeting!

### Any block, any size!

Ever wanted to reduce or enlarge a block pattern that you have? Lidia and Carole [BOM ladies] found an extremely useful chart on-line. It is copyrighted so we can't reproduce it here, but you can find it at this web-site:

[www.thequiltedsnail.com/scale.html](http://www.thequiltedsnail.com/scale.html)



## *Hummingbird Quilting Services*

For all your Computerized & Hand Guided Long Arm Quilting needs.

By appointment only, contact:  
**Lorraine Campbell**  
613-260-1094

566 Fielding Drive  
Ottawa Ontario K1V 7H1  
(near Bank & Walkley)

[lorrainecampbell@sympatico.ca](mailto:lorrainecampbell@sympatico.ca)



**Frances O'Neill**  
*Quilter*

**Fran's Quilting Services**  
Workshops, Commissions, Private Instructions, Patterns

**BY APPOINTMENT ONLY**

60 Sparrow Way  
Ottawa, Ontario  
CANADA K1V 9H5

Tel: (613) 733-7865  
E-mail: [franquilts@rogers.com](mailto:franquilts@rogers.com)  
Website: [www.fransquilting.ca](http://www.fransquilting.ca)

## WORKSHOPS

See previous newsletter for policies regarding guild workshops or visit us at the workshop table. We will have sign-up sheets and supply lists and samples of the class projects. **For more information contact: JANN (613) 225-8004 or LORRAINE (819) 682-3219 or email at workshops@OttawaValleyQuiltersGuild.org**

### **Workshop Locations:**

Loblaws Cooking School: College Square—at the Loblaws Superstore at Baseline and Woodroffe intersection.

Maki House: 19 Leeming Drive is south of Carling Avenue—turn east off Crystal Beach Drive and look for the “log cabin” beside the little park (417 exit would be Moodie Drive)

Nepean Museum: 16 Rowley Avenue—Rowley Ave. runs north off Meadowlands Drive, just west of Merivale Road .

### **Mystery Sampler [CLASS FULL – reminder of dates & location]**

**Instructor:** Fran O’Neill

**Dates:** Tuesdays; April 15, May 6 and May 20 (7-9 pm)

**Location:** Nepean Museum, 16 Rowley Avenue — Room B

### **Dragon Bones or Fish Fingers Plus Quilters Tool Time**

**Instructor:** Susan Purney Mark

**Date:** Tuesday, April 8 (9:30-12:30 and 1:30-4:30)

**Location:** Loblaws College Square

**Fee:** \$50.00 **Extra fee:** none

**Description:** Susan is the co-author of the books: Quilted Havens (2000) and Fat Quarter Frenzy (2005). Learn lots about design and block arrangements in this class where insertion strips of color run across the fabric surface. Squares, rectangles, triangles or diamonds – students can choose from a variety of shapes and sizes are flexible. The quilts will provide unique area for further quilting design and embellishments. ALSO, Susan will discuss some of her best tools for quilters. There will be lots of information as you see how to get the most from products that have been developed just for you and some surprising ideas to make your quilting projects the best and easiest ever.

### **Felted Dragon**

**Instructor:** Wendo Van Essen

**Date:** Sunday May 4th, (1pm to 5pm)

**Location:** Maki House

**Fee:** \$40.00 **Extra fee:** \$20.00

#### **Description:**

Wendo will take you step by step through the creation of this feisty little dragon. We will make an armature and 'sculpt' him with a felting needle. You will have a choice of colours for your dragon and also a choice of what kind of claws you'd like him to have--either shell or semi-precious stones. You will take home a finished 6-8 inch tall dragon. You will need to bring an approx. 10 inch square piece of 2" thick upholstery foam.

More...

#### **FOR SALE**

No-baste Floor Quilting Frame  
Will take at least a queen size quilt.  
Like New  
Original price \$475— Asking \$200  
Telephone (613) 722-5195

#### **FOR SALE**

Husqvarna Quilt Designer  
3 yrs old—never used—newly serviced  
Original price \$3000— asking \$1500  
or best offer  
Call Elena 613-523-2633

## Molas

**Instructor:** Pamela Griffin

**Date:** Saturday, May 24, 2008 (10 am – 3 pm)

**Location:** Maki House

**Fee:** \$30      **Extra fee:** none

**Description:** The Kuna in the San Blas Islands, Panama, traditionally make molas by hand but we will learn reversible machine appliqué while making our 3 Mola blocks.

## Beyond Stippling Part I

**Instructor:** Elaine Quehl

**Date:** Saturday, May 31 (10 am to 4 pm)

**Location:** Maki House

**Fee:** \$50.00      **Extra fee:** none

**Prerequisite:** The ability to free-motion stipple quilt by machine.

**Description:** Are you in a stippling rut? Expand your repertoire of beautiful free-motion stitches! This course is designed for machine quilters who are familiar with free-motion stipple quilting, but need creative ideas to venture beyond stippling. You will learn to stitch at least 20 different free-motion motifs, and have samples to take home. Motifs include various meanderings, swirls, nested designs, leaves, flowers, and organic designs. Experiment with cotton, rayon and metallic threads. The best thing about this method of quilting is that there is no need to mark your quilt top, and nothing to wash off after.



**Thread F-X**  
MAGGIE FONTANA  
Phone: 613.821.0223  
Email: threadfx@rogers.com



**dragonfly fabrics**  
*for fashion and quilting*

WE OFFER A GREAT SELECTION OF  
QUILTING COTTONS & BATIKS  
WOOL • LINEN • SILK

EMBELLISHMENTS & SMOCKING SUPPLIES  
KWIK SEW &  
INDEPENDENT DESIGNER PATTERNS

CLASSES TOO!

1793-B KILBORN AVENUE, OTTAWA  
613-521-9839  
OPEN MON - SAT 10 AM – 5 PM  
OPEN FRIDAYS 'TIL 7 PM [EXCEPT JUL & AUG]



**Quilts & Seams**  
1276 Wellington St. West  
Sewing Machine Sales & Service  
613-725-5113  
www.quiltsandseams.com

**Quilts & Seams**  
 1276 Wellington St. West  
 Sewing Machine Sales & Service  
 613-725-5113  
[www.quiltsandseams.com](http://www.quiltsandseams.com)

**Barb Gillespie**  
 Quilter  
  


---

**CHERRY TREE QUILTS**  


---

*Longarm Machine Quilting*  
 &  
*Custom Made Quilts*  
  
*By appointment only*  
 613-823-7094  
 Ottawa ON  
 K2J 4L2  
[cherrytreequilts@magma.ca](mailto:cherrytreequilts@magma.ca)

**Taylor Sewing Centre**  
 Brockville's Quilt Shop  
  
**Quilting Supplies!**                      **Singer**  
 Batiks, flannels, thimbleberries        **Janome**  
 Solids, 108" backing                      **Pfaff**  
 Books, patterns notions  
  
 7712 Kent Blvd ....1-877-837-6140 ...613-342-3153  
[www.taylorsewing.com](http://www.taylorsewing.com)    [taylorsewing@taylorsewing.com](mailto:taylorsewing@taylorsewing.com)

**The New Sapphire 870 Quilt**  
 BY HUSQVARNA VIKING - SWEDISH BUILT QUALITY AT A VERY AFFORDABLE PRICE

*All sewing machines and sergers are on sale now.*

Come in and experience the longest Free Arm in the industry (250 mm or about 10 inches) and the largest Extended Sewing Surface, plus the Exclusive Sensor System which always gives the correct pressure on the presser foot with automatic presser foot up/down and pivot. And now the new 870 Quilt has a selective thread cutter, self adjusting tension, bobbin sensor and much, much more. Come in today!

**Yarn Forward & Sew-On**

581 Bank Street, Ottawa. Tel (613) 237-8008  
 474 Hazeldean Rd., Kanata. Tel (613) 831-8027

# Block of the Month – April 2008

## “China Mugs”

---

Due May 2008

Congratulations to Dianne Milks who took home 27 “Greensleeves” blocks which were submitted by 15 members.

Mother’s Day is traditionally celebrated in May and how better to honour this occasion than with a lovely cup of tea in a fine china mug. This mug pattern appeared in Patchwork Quilting magazine, issue 29, but we enlarged it to a 7 ½” **unfinished block**. The design is paper pieced with an appliqué handle and is fun and easy to make, even for a beginner paper piecer.

### **Fabric Requirements**

Background – Yellow cream. Pieces 3, 4, 5, 6, 8, 9, 10, 11, 12, 13.

Cup and Saucer – rich, elegant prints, gilded if possible. Pieces 1 and 7

Base of Cup and Handle – contrasting color, reading solid. Piece 2 and handle.

### **Construction**

**Appliqué Handle** – trace the handle template onto freezer paper. Press freezer paper onto the wrong side of handle fabric. Cut out adding ¼” seam allowance all around.

Carefully clip the curves and press the seam allowance towards the freezer paper. Gently remove the freezer paper. With right sides together, centre the handle on the right hand side of the cup (piece 1) aligning the dotted sewing line of the handle with the sewing line of the cup. Secure in place with tape on the cup (piece 1) and on the paper but outside the cup line. Attach piece 2 to the bottom of the cup (piece 1). Add pieces 3 & 4.

Continue sewing the pieces in numerical order.

When finished piecing the entire block, sew the handle in place by hand.

### **Quick tips for paper piecing**

- If you are new to paper piecing, you can find detailed instructions in many quilting magazines, e.g. this month’s Fons and Porter or if you have access to the internet you can go to

[www.quilterscache.com](http://www.quilterscache.com) (just one site among thousands).

-Make an extra copy of your pattern so that you can cut it up for templates and/or auditioning fabrics.

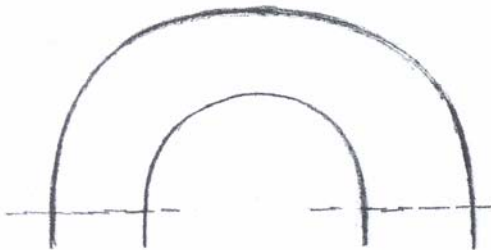
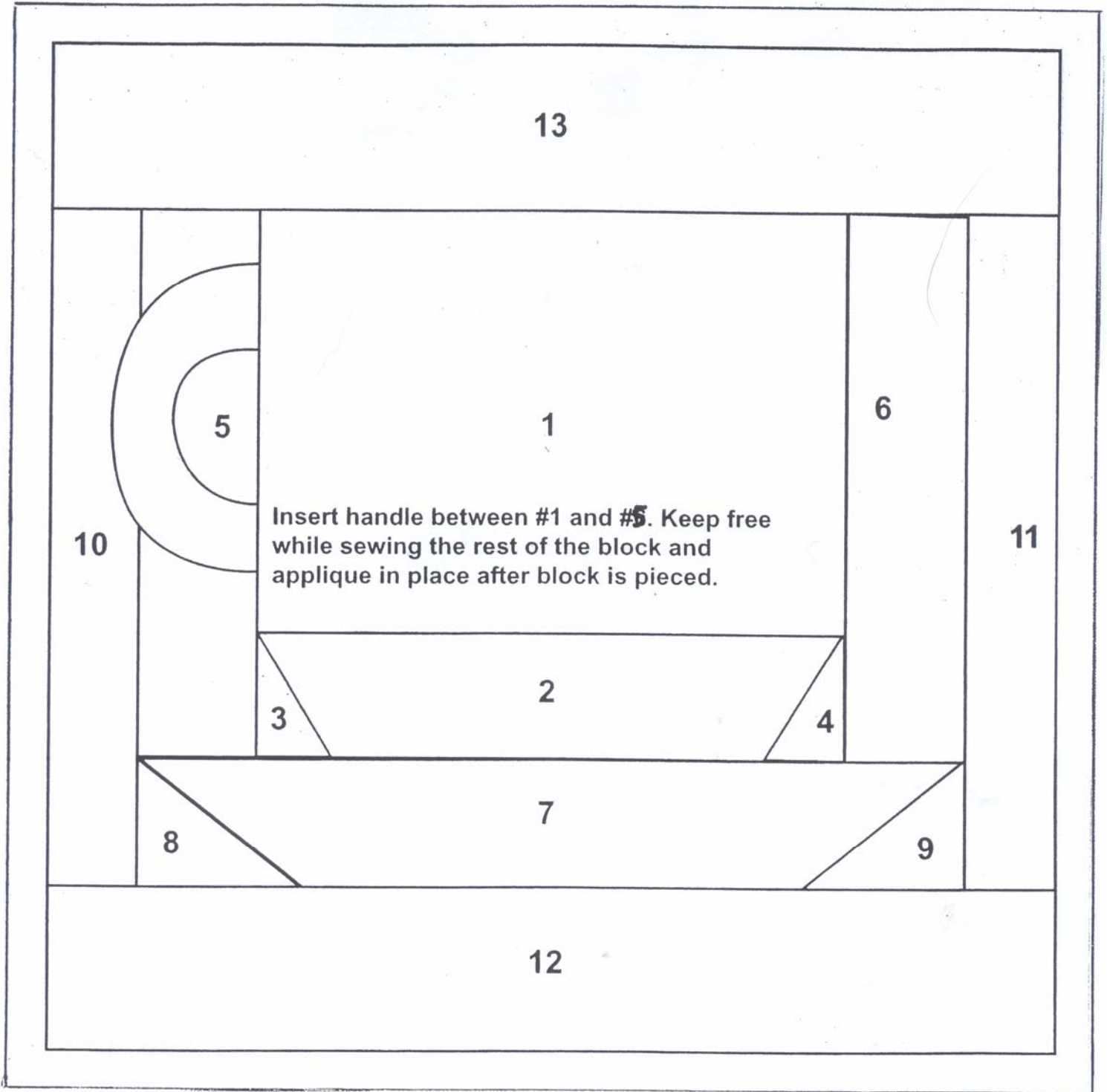
- To facilitate fabric placement, trace your pattern on the back side of the pattern also.

- If you have a transparent acrylic quilting table on your sewing machine, place a flat under-the-counter fluorescent light fixture under it (available at Home Depot for \$10 +/-) and you have an instant light table, ideal for paper piecing.

- Since you cannot use pins, use small pieces of scotch tape to hold your fabrics in place so they will not shift when you flip your pattern over to sew. Try not to get the tape in the seam...if you do, it’s a little more work to get it off.

-Before trimming your seam allowance, always check that your newly attached piece of fabric completely covers the area you’re working on.

- Press your seams well before attaching the next piece.





**FOR SALE**

One and a half year old Quilter's Dream 6003.  
Used half a dozen times by a sewing teacher.  
Reason for selling ....It was upgraded. Asking  
price: \$925. Call 613 623-6310.

**Julee's Homecrafts**

5502 Osgood Main St.  
Osgoode Village, ON  
613 826-1243  
www.julees.ca  
julees@sympatico.ca

Quilting ▪ Beads ▪ Books  
Patterns ▪ Notions ▪ Embellishments

Mon: 9:30 am—2:30 pm  
Tues-Fri: 9:30 am—5:30 pm  
Sat: 10 :00 am—5:00 pm

While you are in the Village, stop by  
Sweet Peas Pantry for a cup of tea, visit a  
world of antiques & gifts at Country Bows  
or drop by Touchstone Manor,  
the llama & alpaca shop



*Authorized PFAFF Dealer*

*Offering a Full Range of Supplies  
for the Creative Quilter:*

*Fabrics  
Notions*

*Books, Patterns, & Classes  
Sewing Machines & Sergers*

*2211 St Joseph Blvd  
Orleans ON K1C 7C5  
613-834-3044  
www.quiltypleasures.ca*

***Orleans ... It's Not as Far as You Think!***



**Heirloom Quilt  
Studio**

**30 Manchester Street, Stittsville  
613 836-6301**

[quilt@sympatico.ca](mailto:quilt@sympatico.ca)

*Studio Hours*

Monday & Tuesday 9:30 to 8:00 pm  
Wednesday & Thursday 9:30 to 4:00 pm  
Saturday 9:30 to 1:00 pm  
Sunday CLOSED  
Friday & other evenings  
by appointment

We now offer **Photo Transfer** for quilt  
blocks, labels, and all your special projects

**visit our website**  
[www.heirloomquilts.ca](http://www.heirloomquilts.ca)

## COMING EVENTS

### April 2008

**25-26** Quilt Show presented by the Chateauguay Valley Quilters Guild. Free admission.  
Club Civitan, 3 rue Paul Halle, Chateauguay QC  
INFO: Nicole 450-691-5227

**25-26** “Symphony of Quilts” presented by the Halton Hills Quilters Guild. Admission \$6.  
Maple Avenue Baptist Church, 177 Maple Ave,  
Georgetown ON.  
INFO: Judy 905-877-4338  
judymquilts@sympatico.ca

### May 2008

**3-4** “A Bouquet of Quilts” presented by the Quinte Quilters Guild at the Quinte Curling Club, 246 Bridge St. West, Belleville ON. Admission \$5.

**9-10** “Off the Bed, Off the Wall” presented by Port Perry Patchers, Scugog Community Centre, 1655 Reach St., Port Perry ON

**9-11** “Threads that Bind Through Time” presented By the Common Threads Quilt Guild  
R.A.Centre, Riverside Drive, Ottawa, ON  
INFO: [www.commonthread.on.ca](http://www.commonthread.on.ca).

**21** Chatham-Kent Quilters Guild 10th Anniversary Celebration — Kay Wood Lecture and Demos.  
Various fees. INFO: Marlene 519-436-1200  
email: mwarren@mnsi.net

**23-25** ‘Quilts Kingston’ presented by the Limestone Quilters’ Guild and the Kingston Heirloom Quilters Portsmouth Olympic Harbour, 53 Yonge St. Kingston ON There is also an exhibit of quilts at the nearby Agnes Etherington Art Centre.  
INFO: [www.quiltskingston.org](http://www.quiltskingston.org)  
e-mail Show@quiltskingston.org

**27-31** St. Jacobs 13th Annual Quilt Shows  
Over 200 quilts to see in a historic village.  
St. Jacobs ON  
INFO: 1-800-265-3353 [www.stjacobs.com](http://www.stjacobs.com)

### June 2008

**2-8** “Quilting on the Edge” - The Canadian Quilters’ Association national conference, St. John’s NFLD  
INFO: Jennifer Gill 709-738-3239 or email: [j.gill@nl.rogers.com](mailto:j.gill@nl.rogers.com)

**20-21** “Muskoka Quilt Show 2008” presented by the Pine Tree Quilters Guild Admission \$5.00  
Bracebridge Fairgrounds, Bracebridge, ON  
Tea Room, Merchant Mall, Door Prizes  
INFO: Marta McIntyre 705-645-4732 email: [quiltshow@pinetreequiltersguildofmuskoka.com](mailto:quiltshow@pinetreequiltersguildofmuskoka.com)

### July 2008

**12-13** “A Stitch in Time 2008” presented by the Prince Edward Country Quilters’ Guild, Prince Edward Community Centre, 375 Main St. E. Picton ON.  
INFO: 613-476-0334 [mjtucker@sympatoc.ca](mailto:mjtucker@sympatoc.ca)

**19** “Quilts in my Garden” - presented by the Meaford Hall & Culture Foundation, Meaford ON [on Georgian Bay]. Quilts will be displayed in 7 area gardens. \$20 admission includes lunch at Meaford Hall’s Terrace room.  
INFO: [www.meafordhall.ca](http://www.meafordhall.ca) or [bevans@meafordhall.ca](mailto:bevans@meafordhall.ca)

### September 2008

**5-7** “Falling for Christmas” presented by the Buckhorn Area Quilters’ Guild. Admission \$5. Weekend pass \$10. Raffle, demos, merchant mall, members boutique, etc.

**8-9** “Harvest of Quilts” Show and sale presented by the Settlers’ Village Quilters. Kawartha Settlers Village, 85 Dunn St, Bobcaygeon ON 10 AM—5 PM Admission \$5. Almost every heritage building on the site will be used to showcase over 200 heritage and new quilts.  
INFO: Louise 705-731-0744 email: [raylou.plante@sympatico.ca](mailto:raylou.plante@sympatico.ca) or visit [www.kawarthasettlersvillage.com](http://www.kawarthasettlersvillage.com)

### October 2008

**20-25** “Over 125 quilts on display from East Africa. Ailsa Craig Rec. Centre Ailsa Craig ON Classes from African teachers, slide show, lecture. \$7.00 at the door. Advance tickets \$15.00 for lecture slide show plus quilt exhibit.  
INFO: : e-mail [garnet@cotton-by-post.com](mailto:garnet@cotton-by-post.com)

### NEWSLETTER SUBMISSIONS

All submissions must be received by midnight on the 20th of each month. Email submissions are preferred. Space permitting, guild members may submit non-commercial, quilting related, advertisements or notices at no charge—maximum 2 per year.  
Commercial Advertising Rates: Full page \$50.00, 1/2 page \$25.00, 1/4 page \$12.50, Business Card \$6.25  
Contact: Linda Doyle Newsletter Editor e-mail: [lindas-sewing-room@rogers.com](mailto:lindas-sewing-room@rogers.com) telephone: 613-531-9839 [[days] or 613-733-4452 [evgs] mail: 2286 Prospect Avenue, Ottawa, ON K1H 7G4

Date Rec'd:
Member No.

**Ottawa Valley Quilt Guild**  
2008-2009 Membership Application

*The annual fee is \$35.00 which includes a website newsletter.  
Should you wish to receive your newsletter by mail, the annual fee is \$55.00.*

*Our year runs from July 1 to June 30.*

Please print clearly.

**Name:** \_\_\_\_\_

**Address:** \_\_\_\_\_

**City:** \_\_\_\_\_ **Postal Code:** \_\_\_\_\_

**Phone:** \_\_\_\_\_

**Email :** \_\_\_\_\_

(Be aware that you should notify us if there are any changes to the above information.)

**Please select** the way in which you wish to receive your newsletter:

- View and/or print out from the OVQG web site
- Receive by mail (\$20.00 fee)

**Payment** (circle one)    \$35.00    OR    \$ 55.00

**Please complete** the following to assist the committees in planning guild activities:

Your quilting ability: (circle one)

Beginner                  Done a few                  Done many                  Knowledgeable expert

What aspect of quilting would you like to learn more about?

\_\_\_\_\_

What workshops, speakers or program content would you enjoy?

\_\_\_\_\_

What quilting techniques do you know that you are willing to demonstrate to others?

\_\_\_\_\_

Please send your application form to:

**Suzanne Nelson**

**13 Skipton Road**

**Nepean, ON K2G 0Y8**

613-228-8077 or [membership@ottawavalleyquiltersguild.org](mailto:membership@ottawavalleyquiltersguild.org)

## Guild Survey 2008-2009

This is a participatory guild that depends on volunteers to function. Please check as many of the following (at least 3) as you would be interested in assisting with in the coming year (or the next year, where indicated) as a volunteer. You will be contacted by a member of the Executive or a Committee if/when your assistance is required.

<b>COMMITTEES</b>	<b>INTERESTED IN POSITION</b>	<b>INTERESTED IN HELPING</b>	<b>INTERESTED IN SERVICE/ACTIVITY</b>
President (2008-2009)			
VP-Program (2009-2010)			
VP-Admin (2008-2009)			
Treasurer (2008-2009)			
Secretary (2008-2009)			
Workshops (2008-2009)			
Program (2008-2009)			
Charity Quilts (2008-2009)			
Baby Quilts (2008-2009)			
Social (2008-2009)			
Raffle Quilts (2008-2009)			
Block of the Month (2008-2009)			
Library (2009-2010)			
Magazines (2008-2009)			
Newsletter (2009-2010)			
Membership (2009-2010)			
Web Site Content (2009-2010)			
Special Events (2008-2009)			
Publicity/Shop of the Month (2008-09)			
Telephone/Email (2009-2010)			
Equipment (2008-2009)			
Photographer (2009-2010)			
Volunteer Coordinator (2008-2009)			
<b>ACTIVITIES</b>	<b>INTERESTED IN COORDINATING</b>	<b>INTERESTED IN HELPING</b>	<b>INTERESTED IN ACTIVITY</b>
Quilt Show 2009			
House Tour and Maki House Quilt Sale			
New Membership Liaison			
Fat Quarter Exchange			
Sunshine Committee			
Mentors Program			
Focus Groups/Technique Demos			
Charity – Making Items			
Charity Day at Maki House			
<b>Other Activity (please specify)</b>			

I agree to abide by all bylaws, policies and procedures of the OVQG and to uphold the constitution.

Signature \_\_\_\_\_ Date \_\_\_\_\_