



Pieceful Times

February 2008

MEETING
MONDAY
FEB 4
7:00 PM

St. Anthony's Soccer Club
St. Anthony St. at Preston
[west side of Preston - just one
block north of hwy 417]



Don't forget your

- membership card
- name tag
- mug
- small change

Guests* are welcome
[\$5 admission]

Next Meeting is
MONDAY
MAR 3, 2008

PROSE FROM THE CO'S!

February is the month of **LOVE** - and we will kick off 2008 with lots of loving suggestions:

LOVE your body ~ Jann will show you how at this month's meeting, so you won't suffer any injuries while you're pursuing your passion (quilting, that is).

We would **LOVE** to see more of you stepping forward to volunteer. We always need helpers - to sell tickets at other guilds for our Laurie Swim evening in March, to fill empty committee positions, to assist at meetings.

Wouldn't you **LOVE** to have your own mug bag? Keitha will have the patterns at the Membership Table. Share the **LOVE** - make two: one for yourself and one for the CQA Conference in St. John's.

If you would **LOVE** to know more about guild activities, we now have our Members' Guide online and on the bulletin board at meetings.

LOVE,

Your Co-Presidents,

Mary & Kris

Inside this issue

2007/08 Committees	2
Program	2
Baby Quilts	2
Raffle Quilt	2
Nominating Committee	3
Study Fund Report	4
Workshops	5
10,000 Quilts!	8
Block of the Month	9
Quilts Canada Request	11
Coming Events	12
Submission Info	12

SHOP OF THE MONTH: ROCKLAND TEXTILES

2487 Kaladar Ave [off Heron Rd just west of Bank St]

613-526-0333 www.rocklandtextiles.com

A fabulous selection of decorating, fashion and quilting fabrics!

THE MINUTES from the previous month's meeting are posted on the Bulletin Board. If you have any corrections, please see Grace MacNab.

Visitor Policy: Guests are welcome [\$5.00] but please be aware that our new venue, though more comfortable and better acoustically, has limited seating capacity. Therefore, we can only admit visitors at 7:30 PM if space permits. We regret any inconvenience, but we must consider the members first and work within the restrictions of our space.

GUILD EXECUTIVE

Co-Presidents: Mary Pal & Kris Broadhead
president@OttawaValleyQuiltersGuild.org
marybpal@gmail.com
(613) 567-2675

Secretary: Grace MacNab
secretary@OttawaValleyQuiltersGuild.org

Treasurer: Nancy Francis
treasurer@OttawaValleyQuiltersGuild.org

V.P. Programs: Pat Amundrud
vpprogram@OttawaValleyQuiltersGuild.org

V.P. Administration: Barb Cloutier
vpadmin@OttawaValleyQuiltersGuild.org

Past President: Georgia Beale
pastpresident@OttawaValleyQuiltersGuild.org

Program: Heather Leserve
program@OttawaValleyQuiltersGuild.org

Workshops: Jann Thulien, Lorraine Yorke
workshops@OttawaValleyQuiltersGuild.org

Block of the Month: Carole Carraro, Lidia Walker
block@OttawaValleyQuiltersGuild.org

Baby Quilts: Judy Black
babyquilts@OttawaValleyQuiltersGuild.org

Social: Sandy Rogan, JoAnn Raven
social@OttawaValleyQuiltersGuild.org

Library: Carolyn Keats, Dianne Milks
library@OttawaValleyQuiltersGuild.org

Magazines: Mary Walsh, Linda Palaisy
magazines@OttawaValleyQuiltersGuild.org

Newsletter: Linda Doyle
newsletter@OttawaValleyQuiltersGuild.org

Membership: Keitha Graham, Suzanne Nelson
membership@OttawaValleyQuiltersGuild.org

Equipment: Dorothy Lamoureux, Angele Vanderlaan

Publicity: Maggie Fontana
publicity@OttawaValleyQuiltersGuild.org

Raffle Events: Raymonde Smith
events@OttawaValleyQuiltersGuild.org

Photographer: Margaret Dunsmore
photographer@
OttawaValleyQuiltersGuild.org

Archives: Donna Nesbitt

PROGRAM

February's presentation is "QUIT QUILTING CASUALTIES" with our resident chiropractor and quilter, Dr. Jann Thulien. She will share tips we can use in our sewing rooms, but, most importantly, for our bodies.

In **March** Laurie Swim, author of the recently published *Rags to Riches: The Quilt as Art* is coming to our meeting to speak on "Community Based Quilts." Copies of her book may be purchased at the meeting and autographed by her during Opportunity Hour. Tickets are available for nonmembers for a cost of \$10. If you want to buy a ticket for a friend, please contact Pat Amundrud or Kris Broadhead.

2009 OVQG RAFFLE QUILT

Don't forget to pick up your kit at the February meeting. The \$5 cost is refundable upon completion of the block.

BABY QUILTS



We had a very successful sewing bee at Maki House on Nov. 21 and 28 and made 24 Christmas baby quilts! Thanks to all the ladies that donated time and fabric. From September to December 2007 we've donated a total of 142 baby quilts to the Rich Little Special Care Nursery at the Civic campus of the Ottawa Hospital.
[Judy Black]

NOMINATING COMMITTEE:

It will soon be time to start looking for people to fill positions on the executive and committee for 2008-2009. We need 1 or 2 people to work with Georgia on finding candidates. Please see Georgia or Kris if you are interested.

CONDOLENCES

Our condolences go to member Adeline Alkan on the recent death of her husband, Dr. Mustafa Alkan. Dr. Mustafa practiced pediatrics and pathology in the New England area as well as in Ottawa.

Many
Thanks!



► to Linda P for a large donation of fabric which we will use for charity and guild projects. Linda has also donated a serger.

► to Ed from Sew For It! for tuning up the donated serger for free (a \$70 value!!!) and finding a buyer for it, bringing in \$\$ to pay for the quilting of charity quilts.

Barb Gillespie
Quilter



CHERRY TREE QUILTS

Longarm Machine Quilting
&
Custom Made Quilts

By appointment only
613-823-7094
Ottawa ON
K2J 4L2
cherrytreequilts@magma.ca



Heirloom
Crafts & Quilt Supplies

Heirloom Quilt Studio

30 Manchester Street,
Stittsville
613 836-6301
quilt@sympatico.ca

Every Monday, Tuesday & Wednesday
in November

All fabric reduced to
\$11 m

Studio Hours
Monday & Tuesday 9:30 to 8:00 pm
Wednesday & Thursday 9:30 to 4:00 pm
Saturday 9:30 to 1:00 pm,
Sunday CLOSED
Friday & other evenings by appointment

OVQG STUDY FUND

Last year's winner, Margaret H, used her scholarship at the Ottawa School of Art, taking a 3-session course from Karen Goetzinger entitled: Textile Artistry - Cloth, Color & Composition. Her report follows:


"Each session commenced with time spent on drawing. Drawing each day, even if only for a few minutes, was emphasized as an important tool in the textile field. One does not have to be an artist to create a simple sketch - basic line/circle outlines can later become the focus of a textile piece.

The first exercise was to create a small work of art with a flow to it --a piece that was harmonious and not chaotic. My work was a series of colourful interlocking circles with a triangle imposed on one of the circles on a black background.

The second project was an 8" x 10" recreation of a magazine page in two colour ways. The work did not need to be realistic - just a representation in some way. My magazine image was of a garden with small footbridge in the centre of the garden - clean, simple lines. I chose to do my first piece in strong colours and the second piece in softer summer colours. These pieces were assembled using Wonder Under. Simple hand stitching was also used. The resulting pieces of work clearly showed how different colour ways and material choices could drastically change a piece of work from basic plain, simply nice or rather striking. Definitely the choice of material and colors utilized form one of the most important steps in the planning of a piece of work - whether a full quilt top or a smaller project such as a wall hanging. The time spent making these choices before making that first cut into material is not time wasted.

The third session covered the embellishment and details of a project. Examples of embellishments were shown, such as beads, sequins, buttons, coins, wires, washers, etc; as well as a variety of stitches whether by hand or machine.

The time I spent on this course has proved valuable to me. I do make an effort to sketch on a regular basis. I find that I am critiquing works I see in a better way in the sense that I can explain my comments in relation of composition, color and work techniques utilized.



Hummingbird Quilting Services

For all your Computerized & Hand
Guided Long Arm Quilting needs.

By appointment only, contact:
Lorraine Campbell
613-260-1094

566 Fielding Drive
Ottawa Ontario K1V 7H1
(near Bank & Walkley)

lorrainecampbell@sympatico.ca

Taylor Sewing Centre

Brockville's Quilt Shop

Quilting Supplies!
Batiks, flannels, thimbleberries
Solids, 108" backing
Books, patterns notions

**Singer
Janome
Pfaff**

7712 Kent Blvd1-877-837-6140 ...613-342-3153
www.taylorsewing.com taylorsewing@taylorsewing.com

I certainly feel more confident when I choose Material and a design to work with. I am not in a rush to get going on the project but now see the planning step as one of the most important steps in creating a piece of work that I am proud of."

WORKSHOPS

See previous newsletter for policies regarding guild workshops or visit us at the workshop table. We will have sign-up sheets and supply lists and samples of the class projects. **For more information contact: JANN (613) 225-8004 or LORRAINE (819) 682-3219 or email at workshops@OttawaValleyQuiltersGuild.org**

Workshop Locations:

Loblaws Cooking School: College Square—at the Loblaws Superstore at Baseline and Woodroffe intersection.

Maki House: 19 Leeming Drive is south of Carling Avenue—turn east off Crystal Beach Drive and look for the “log cabin” beside the little park (417 exit would be Moodie Drive)

Nepean Museum: 16 Rowley Avenue—Rowley Ave. runs north off Meadowlands Drive, just west of Merivale Road .

Mystery Sampler [CLASS FULL – reminder of dates & location]

Instructor: Fran O’Neill

Dates: Tuesdays; December 18, March 18, April 15, May 6 and May 20 (7-9 pm)

Location: Nepean Museum, 16 Rowley Avenue — Room B

Design Your Own

Instructor: Liane Thiry Smith

Dates: Saturday, February 16 (9-4) AND Saturday March 1 (9am-4pm)

Location: Maki House and Nepean Museum

Fee: \$70.00 (two day workshop) plus **Kit fee:** \$25.00

Description: This is it! The opportunity to be guided thru the design process from beginning to end! Learn how to generate, clarify, plan and create your own ideas in fabric. This workshop explores elements of design and colour through improvisation, intuition and meditation while using quilting as a medium for personal expression. You will learn the skills required to create a quilted 24” square or 18” circular wall hanging unique to your own vision while incorporating personal symbolism with a variety of techniques. Come explore a different approach to quilting and free the artist within. The first class is devoted to developing your ideas and design. Please bring a notebook and pencil. Fabric and supplies will then be discussed.

more...

WANTED:

someone to repair an old quilt. Please contact Earl New at 613-759-7511 if you are interested.



Magic Tiles

Instructor: Pamela Griffin

Date: Saturday, February 23 (10AM -12PM , 1-3 PM)

Location: Maki House, 19 Leeming Drive

Fee: \$30.00 plus template fee: \$1.50. Pattern to be purchased from local store.

Description: A classic! I'm sure you've seen this pattern by Canadian pattern designer, Kathleen Bissett on many occasions. If you haven't had time to get to it, there is no better time than now. Pamela has taught this class many times and she is familiar with all the pitfalls. Come and see this version of the pattern in oriental prints at the work-shop table.

A Tree for All Seasons

Instructor: Laurie Swim

Date: Tuesday, March 4 (9-12 and 1-4) at Loblaws College Square

OR Wednesday, March 5 (9-12 and 1-4) at Maki House

Fee: \$50.00 plus **kit fee** \$5.00

Description: Spring, summer, autumn, winter, only God can make a tree wrote the poet Joyce Kilmer. Everyone loves trees and in this workshop, trees will be our inspiration. With the theme, a tree and its stages through the four seasons, those participating will develop skills and confidence in creative sewing techniques. As well as creating samples to use as a future reference there is the bonus of creating four lovely small works in fabric and thread. [See Laurie's website: <http://www.artquiltpublishing.com>.]

Level: Introductory to Intermediate

Dragon Bones or Fish Fingers Plus Quilters Tool Time

Instructor: Susan Purney Mark

Date: Tuesday, April 8 (9:30-12:30 and 1:30-4:30)

Location: Loblaws College Square

Fee: \$50.00

Extra fee: none

Description: Susan is the co-author of the books: Quilted Havens (2000) and Fat Quarter Frenzy (2005). Learn lots about design and block arrangements in this class where insertion strips of color run across the fabric surface. Squares, rectangles, triangles or diamonds – students can choose from a variety of shapes and sizes are flexible. The quilts will provide unique area for further quilting design and embellishments. ALSO, Susan will discuss some of her best tools for quilters. There will be lots of information as you see how to get the most from products that have been developed just for you and some surprising ideas to make your quilting projects the best and easiest ever.

Beyond Stippling Part I

Instructor: Elaine Quehl

Date: Saturday, May 31 (10 am to 4 pm)

Location: Maki House

Fee: \$50.00

Extra fee: none

Prerequisite: The ability to free-motion stipple quilt by machine.

Description: Are you in a stippling rut? Expand your repertoire of beautiful free-motion stitches! This course is designed for machine quilters who are familiar with free-motion stipple quilting, but need creative ideas to venture beyond stippling. You will learn to stitch at least 20 different free-motion motifs, and have samples to take home. Motifs include various meanderings, swirls, nested designs, leaves, flowers, and organic designs. Experiment with cotton, rayon and metallic threads. The best thing about this method of quilting is that there is no need to mark your quilt top, and nothing to wash off after.



Authorized PFAFF Dealer

Offering a Full Range of Supplies
for the Creative Quilter:

Fabrics

Notions

Books, Patterns, & Classes

Sewing Machines & Sergers

2211 St Joseph Blvd
Orleans ON K1C 7C5
613-834-3044

www.quiltypleasures.ca

Orleans ... It's Not as Far as You Think!



dragonfly fabrics

for fashion and quilting

Visit us at the
Quilters Pleasure Weekend
Feb 29 – Mar 2
NavCan Centre
Cornwall



1793-B KILBORN AVENUE, OTTAWA
613-521-9839

OPEN MON - SAT 10 AM – 5 PM

OPEN FRIDAYS 'TIL 7 PM

The New Sapphire 870 Quilt

BY HUSQVARNA VIKING - SWEDISH BUILT QUALITY AT A VERY AFFORDABLE PRICE



Come in and experience the longest Free Arm in the industry (250 mm or about 10 inches) and the largest Extended Sewing Surface, plus the Exclusive Sensor System which always gives the correct pressure on the presser foot with automatic presser foot up/down and pivot. And now the new 870 Quilt has a selective thread cutter, self adjusting tension, bobbin sensor and much, much more. Come in today!



Yarn Forward & Sew-On

581 Bank Street, Ottawa. Tel (613) 237-8008
474 Hazeldean Rd., Kanata. Tel (613) 831-8027

10,000 QUILTS!

Victoria's Quilts Canada (VQC) recently delivered its 10,000th quilt to a cancer patient in the Winnipeg area. Many OVQG members have donated fabric, time and quilts to VQC and must be proud to hear of this milestone.

VQC was first established in Ottawa in the fall of 2000. President Betty Giffin undertook her "Ministry of the Quilt", ably supported by a few friends who quilted and donated fabrics and supplies. In the first year, 16 quilts were distributed to adult cancer patients in the Ottawa area. Over the past eight years, the organization has seen immense growth, and now includes some 800 volunteers in Ottawa and 16 communities across Canada.

For further information about Victoria's Quilts Canada please visit:

www.victoriasquiltscanada.com

MONTANA GUILD MEMBERS SEEK PEN-PALS?

Several Montana guild members have expressed interest in having a quilting pen-pal from Ottawa. If you'd like to have a 'pen and paper pen-pal' with a shared interest in quilting, you can learn more from OVQG member Maureen Maguss. Call her
At 613-733-2296 or e-mail Maureen.maguss@sympatico.ca,

Julee's Homecrafts

5502 Osgood Main St.

Osgoode Village, Ont

613 826-1243

www.julees.ca

julees@sympatico.ca

Quilting ▪ Beads ▪ Books
Patterns ▪ Notions ▪ Embellishments

Mon: 9:30 am—2:30 pm

Tues-Fri: 9:30 am—5:30 pm

Sat: 10:00 am—5:00 pm

While you are in the Village, stop by Sweet Peas Pantry for a cup of tea, visit a world of antiques & gifts at Country Bows or drop by Touchstone Manor, the llama & alpaca shop



Frances O'Neill
Quilter

Fran's Quilting Services

Workshops, Commissions, Private Instructions, Patterns

BY APPOINTMENT ONLY

60 Sparrow Way
Ottawa, Ontario
CANADA K1V 9H5

Tel: (613) 733-7865
E-mail: franquilts@rogers.com
Website: www.fransquilting.ca

Algonquin School of Part-Time Studies now offers workshops in fibre arts. You can register by phone or online.

FIBRE ARTS - PAINTSTIK GLITZ: Add colour, glitz and sheen to fibre art using stencils, masks and rubbings. Sat., Feb 9, 9 AM - 12 PM - \$60.09 (includes kit)

CREATIVE SURFACES: Create a landscape wall hanging using Tyvek, cellophane, and painted fusible web. Sat., Feb 16, 9 AM - 5 PM - \$59.31

COMPLEX FRACTURES: Prerequisite: Basic Fractures Sat., Feb 23, 9 AM - 5 PM - \$59.31

Block of the Month – February 2008

“Greensleeves”

for March 2008 meeting

As we cozy up in our quilts to keep away the winter chill, some of us pine for the warmth and light of spring; hence March’s block--white and black with dashes of green, to remind us that St. Patrick’s day is just around the corner and spring will soon?? follow.

Black and white quilts are very popular, and are often paired with red accents but we thought it would be fun to have a change, so we put in a little twist and used green as the accent. Soothing, rich, jeweled and emerald green fabrics will give this quilt a very elegant look while being suitable for both males and females.

Fabric requirements:

For the sashing: your darkest black

For the pieces: 2 or 3 different blacks on white (with more white than black)
2 different green prints: textured and/or patterned, batiks, etc. (ideally containing hints and splashes of blues) NB: no solids or fluorescents

Cutting directions:

The block is comprised of 5 pieces with sashing between each piece. Select any 3 of the 5 pieces and cut them from the 2 or 3 different white and black prints and the remaining 2 pieces are cut, 1 from each of the greens. (See figures 1-6)

For the sashing (black):

cut 2 – 1 ½” x 11 ½” strips

cut 1 – 1 ½” x 4 ½” strip

cut 1 – 1 ½” x 3 ½” strip

For the pieces:

cut piece A – 2 ½” x 11 ½”

cut piece B – 4 ½” x 6 ½”

cut piece C – 4 ½” x 4 ½”

cut piece D – 3 ½” x 5 ½”

cut piece E – 3 ½” x 5 ½”

Block assembly:

These 5 pieces with inner sashing (no sashing on the outside edges of the block) can be combined in several different ways to create an 11 ½” x 11 ½” block – unfinished.

-Select your preferred block configuration from diagrams 1 to 6.

-Sew piece B to piece C with the 1 ½” x 4 ½” strip of sashing between them.

-Sew piece D to piece E with the 1 ½” x 3 ½” strip of sashing between them.

-Referring to your chosen configuration, sew your 3 – 11 ½” long rectangle strips (A, B-C, D-E) together making sure you sew the 1 ½” x 11 ½” strips of sashing between each row.

NB: When assembling this quilt top, remember that each block can be rotated in any direction and that a 1” black sashing strip should be sewn between each block. The overall effect resembles stained glass.

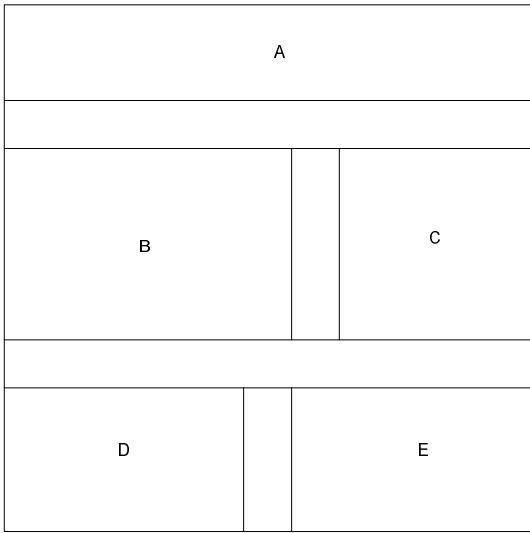


Fig 1

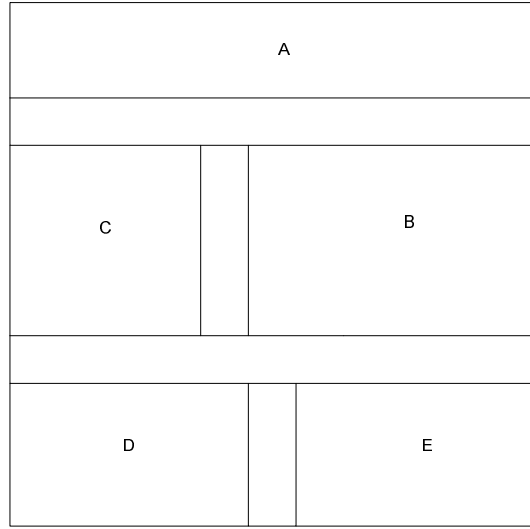


Fig 2

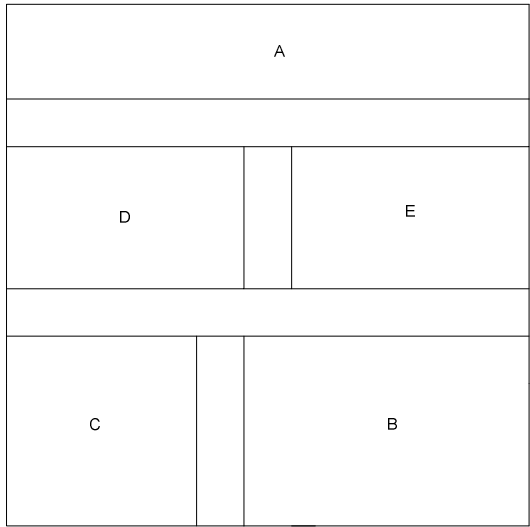


Fig 3

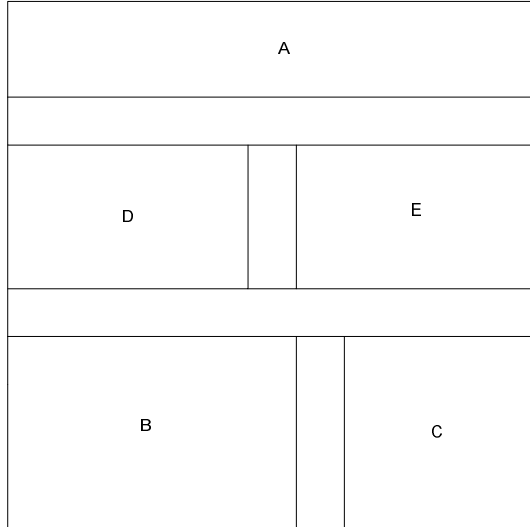


Fig 4

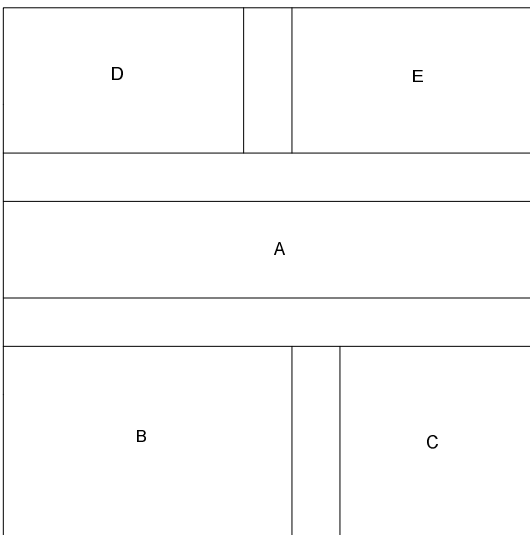


Fig 5

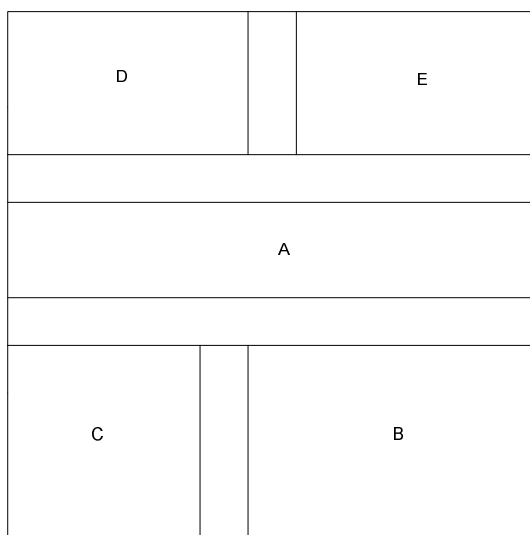


Fig 6

QUILTS CANADA REQUEST

From: Quilt Canada 2008 Bag Committee

To: All Quilting Guilds in Canada



We are soliciting donations from all guilds across Canada for the Quilt Canada Conference that will be held in St. John's Newfoundland June 2-8, 2008. We are anticipating 600 registered delegates. That will be a lot of delegates registration bags to fill!

We are asking that all guilds send along something to put in the bags from their guild. Some examples of previous donations are....bookmarks, needle cases, pencils, pens, fabric, pins (town/city/guild), pin cushions, etc.... put your creativity to work!

We have set the deadline for receiving these items for April 30, 2008.

We greatly appreciate your generosity in helping make this a very successful event and we hope to see many of you there!

Theresa MacLean
(709-744-1994)
TbMacL@gmail.com

Dorothy Wade
709-521-2680/709-689-2064
dwade@nf.sympatico.ca

Mailing Address:
1665 Conception Bay Highway
Conception Bay South, NL
A1X 6M8

Box 267
Mt. Carmel, NL
A0B 2M0

CALL FOR ENTRY

2008 Grand National Quilt Show — Kitchener-Waterloo Art Gallery

The theme is "Yesterday, Today and Tomorrow"

Deadline February 18.

INFO at www.grandnationalquiltshow.ca

This may be short notice for this year's show, but you might want to start thinking about the 2009 show.

The theme is "Off the Wall."

COMING EVENTS

February 2008

29-March 2 “Quilters Pleasure Weekend” NAV CAN Centre, Cornwall, ON—Quilts Show, Classes, Fashion Show, Vendors Market, Retreats, etc.

INFO: 613-989-1220 or www.quilterspleasureweekend.com

March 2008

28-30 “Quilt Fever 2008” presented by the Etobicoke Quilt Guild. Quilts, vendors, boutique, tearoom, raffle and challenge blocks.

Neilson Park Creative Centre, 56 Neilson Drive, Etobicoke
INFO: vrothwell@beardwinter.com

April 2008

11-13 “Quilt Reflections 2008” presented by the Manitoba Prairie Quilters. Quilt display, workshops, auction, merchants mall, etc.

Canada Inns, Polo Park, Winnipeg MN
INFO: www.manitobaprairiequilters.org

May 2008

1-3 Ricky Tims Quilt Seminars, Glens Falls, NY
Seminars presented by Ricky Tims, Alex Anderson and Libby Lehman. Visit www.rickytims.com.

3-4 Hudson Quilt Show presented by the Village Quilters. Community Centre 394 Main Rd. Hudson, Quebec
10 AM—5 PM. INFO: 613 723-3262

9-11 “Threads that Bind Through Time Quilt Show”
R.A.Centre, Riverside Drive, Ottawa, ON
INFO: www.commonthread.on.ca.

9 -July 6 The Grand National “Yesterday, Today and Tomorrow” Kitchener-Waterloo Art Gallery
NFO: www.grandnationalquiltshow.ca

22-25 “Salon 2008”

Quebec’s 3rd Provincial Quilt and Textile Art
Exhibition, College Andre Grasset,
1001 east Cremazie Blvd, Montreal QC
INFO: cq.ca

May cont’d

23-25 Quilts Kingston 2008 presented by the Kingston Heirloom Quilters and the Limestone Quilters’ Guild
Quilts, boutique, merchant mall, etc.
At Olympic Harbour.

27-31 The 13th annual St. Jacobs Quilt Show
Village of St. Jacobs, ON
‘Must See’ events include: A Sampling and UFO’s in the Schoolhouse, Contemporary Quilts, The Church Theatre Trunk show, Quilts for the World and the Quilt Gallery.
Oh, yes, tea will be served!

June 2008

2-8 “Quilting on the Edge” - The Canadian Quilters’ Association national conference, St. John’s NFLD
INFO: Jennifer Gill 709-738-3239 or email: j.gill@nl.rogers.com

July 2008

12-13 “A Stitch in Time 2008” - presented by the Prince Edward County Quilters’ Guild, Prince Edward Community Centre, 375 Main Street E., Picton, ON

September 2008

20-21 “Festival of Quilts” - North Hastings Quilt Club Bancroft Curling Club Admission is \$5 per day.
INFO: www.quiltclub.ca

October 2008

20-25 “The Quilts of East Africa” - Cotton-By-Post Quilt Shoppe, Ailsa Craig Rec Centre, Ailsa Craig, ON
over 100 quilts
INFO: 519-293-3499 or email: garnet@cotton-by-post.com

NEWSLETTER SUBMISSIONS

All submissions must be received by midnight on the 20th of each month. Email submissions are preferred. Space permitting, guild members may submit non-commercial, quilting related, advertisements or notices at no charge—maximum 2 per year.

Commercial Advertising Rates: Full page \$50.00, 1/2 page \$25.00, 1/4 page \$12.50, Business Card \$6.25

Contact: Linda Doyle, Newsletter Editor e-mail: lindas-sewing-room@rogers.com Telephone: 613-521-9839 [days] or 613-733-4452 [evgs] mail: 2286 Prospect Avenue, Ottawa, ON K1H 7G4