



# Pieceful Times

NOVEMBER 2008

Meeting  
MONDAY Nov 3  
7:30 PM

[coffee/tea available at 7:00]

St. Anthony's  
Soccer Club

St. Anthony St. at Preston St.  
[west side of Preston  
- just one block north of the  
Queensway/ 417]



Don't forget your

- membership card
- name tag
- mug
- small change

**Guests are welcome!**

[\$5 admission]

Next Meeting  
MONDAY DEC 3

### Inside this issue

2008/09 Committees	2
Little Quilt Sale	2
Call for Artists	2
Program	4
Workshops	5
Mystery Quilt	7
Shop News	7
Block of the Month	8
Coming Events	11
2008/09 Meeting Dates	11
Shop Discounts	12

**THE MINUTES** ...from the  
previous month's meeting will

## PROSE FROM THE CO'S!

Well the days may be getting shorter and the weather colder, but as far as we're concerned that's all the more reason to stay inside and quilt, quilt, quilt. And after all, the holidays right around the corner....

After the success of last year's demo night, we are pleased to welcome the format back again for this November meeting. The theme is "Focus on Finishes" and will help us learn some new and different methods for binding our quilts—perhaps just the thing some of us need to inspire the completion of a UFO. We will have a special guest, Eric Simkens, here to give a machine care demonstration and to accept donations of old sewing machines for communities in Africa—what a wonderful cause!

After two meetings with our new social time and later business start (from 7:00 to 7:30 p.m.), the time has come to take a vote from the membership as to whether we keep the new format (social at 7:00 and business at 7:30) or return to last year's (business begins at 7:00, social only at an extended break time). You'll have to come to the meeting if you want your vote to count.

Eden and Michèle-Renée (M-R)

## OVQG STUDY FUND

Every year, our guild offers members four Study Fund scholarships up to the amount of \$150.00. These scholarships are to be used by the end of one full year from the date of issue and can be spent on any quilting or textile course of your choosing (education only).

Recipients either give a brief presentation about their course and display their project at a guild general meeting or submit a written report suitable for newsletter publication. This allows the benefit of the course to be shared with other guild members. Successful study fund applicants may not reapply for a study fund in the following two years.

**DEADLINE** for submission is **9:00 pm Monday, December 1, 2008.**

If you are interested in the Quilt Study Fund, please write your name, address and phone number indicating that it is for the Study Fund for the year 2009, and submit this piece of paper to one of the Co-Presidents, Eden or Michèle-Renée. Successful applicants will be notified in January, 2008.

Ottawa Valley Quilters Guild

1430 Prince of Wales Dr., PO Box 38083 Ottawa ON K2C 1N6

Information about guild policies, programs, etc. can be found in our Members' Guide available from the Membership Committee or on our website [www.ottawavalleyquiltersguild.org](http://www.ottawavalleyquiltersguild.org)

## GUILD EXECUTIVE

**Co-Presidents:** Eden Thurston and Michèle-Reneé Charbonneau  
president@OttawaValleyQuiltersGuild.org

**Secretary:** Carol Kerfoot  
secretary@OttawaValleyQuiltersGuild.org

**Co-Treasurers:** Adeline Alkan and Deborah Bouck  
treasurer@OttawaValleyQuiltersGuild.org

**V.P. Programs:** Pat Amundrud  
vpprogram@OttawaValleyQuiltersGuild.org

**Co-V.P.s Administration:** Liane Thiry-Smith  
Trudy Seliger  
vpadmin@OttawaValleyQuiltersGuild.org

**Past Co-Presidents:** Mary Pal and Kris Broadhead  
pastpresident@OttawaValleyQuiltersGuild.org

**Program:** Vikki Zulpo, Alison Trantor, Eden Thurston  
program@OttawaValleyQuiltersGuild.org

**Workshops:** Shirley Bolduc, Jody Taylor, Marjery Windover  
workshops@OttawaValleyQuiltersGuild.org

**Block of the Month:** Carole Carraro, Lidia Walker  
block@OttawaValleyQuiltersGuild.org

**Baby Quilts:** Judy Black  
babyquilts@OttawaValleyQuiltersGuild.org

**Social:** Sandy Rogan, Jo-ann Raven  
social@OttawaValleyQuiltersGuild.org

**Library:** Carolyn Keats, Dianne Milks  
library@OttawaValleyQuiltersGuild.org

**Magazines:** Lorrie Church, Jutta Hof, Mary Walsh  
magazines@OttawaValleyQuiltersGuild.org

**Newsletter:** Linda Doyle  
newsletter@OttawaValleyQuiltersGuild.org

**Membership:** Suzanne Nelson, Carol Baker, Annette Boudreau  
membership@OttawaValleyQuiltersGuild.org

**Equipment:** Angele Vanderlaan

**Publicity:** Maggie Fontana  
publicity@OttawaValleyQuiltersGuild.org

**Raffle Events:** Raymonde Smith  
events@OttawaValleyQuiltersGuild.org

**Photographer:** Margaret Dunsmore  
photographer@OttawaValleyQuiltersGuild.org

**Archives:** Donna Nesbitt

## LITTLE QUILT SALE

On October 15<sup>th</sup>, I was pleased to present the proceeds from our Little Quilt Sale, a cheque for \$2,639.41, to Roger's House on behalf of our guild. The presentation followed a tour of this bright and cheerful palliative care home for Eastern Ontario children. Quilts were everywhere. In addition to Margaret Dunsmore's beautiful quilted portrait of Roger Neilson, which decorates the hallway to the playroom, all beds for children and their families were made more comfortable with quilts.



Roger's House also accepts donations of children's lap quilts. These quilts should be no more than forty inches square in order to be useful for patients in wheelchairs. The quilts may go home with the children or provide a special comfort to their families.

Lorraine York

## CALL FOR ENTRIES for Artists in Residence OVQG Quilt Show – May, 2009

The OVQG 2009 Quilt Show Committee would like to hear from you!!! We invite fiber artists, including doll-makers, to submit a proposal to be an Artist in Residence for one day during our May 8 – 10, 2009 Quilt Show. We are looking for a few artists to participate, and feel this would be an excellent opportunity for you to showcase your art to a large and varied audience. A small stipend will be offered to help with your costs.

Your proposal should include a brief description of your art, and what you could bring to the Quilt Show (i.e. a brief demonstration, a "work-in-progress", a display of some pieces of your art, etc.)

If interested, please contact the OVQG 2009 Quilt Show co-chairs for more information: Albertina Pianarosa at [appi-anarosa@yahoo.ca](mailto:appi-anarosa@yahoo.ca) and Alice McKay at [ahmckay@rogers.com](mailto:ahmckay@rogers.com).

We look forward to hearing from you.

*Barb Gillespie*  
Quilter



**CHERRY TREE QUILTS**

*Longarm Machine Quilting*  
&  
*Custom Made Quilts*

*By appointment only*  
613-823-7094

Ottawa ON  
K2J 4L2

[cherrytreequilts@magma.ca](mailto:cherrytreequilts@magma.ca)


Pumpkinseed  
Designs



Longarm Machine Pantographs  
(Lap to Twin size)

Short wait times

Contact  
Jocelyn Weidenhaupt  
(613) 591-3361



**Thread F-X**

MAGGIE FONTANA

Phone: 613.821.0223  
Email: [threadcfx@rogers.com](mailto:threadcfx@rogers.com)



**The Quilting Quarters**

*Fabric, Classes, Notions, Kits, Patterns*  
*Tin Lizzie 18 Home Longarm System*  
*Authorized JANOME Dealer*

14 Industrial Dr  
Box 329, Almonte, ON  
K0A 1A0

613-256-4248  
[quiltingquarters@bellnet.ca](mailto:quiltingquarters@bellnet.ca)  
[www.quiltingquarters.ca](http://www.quiltingquarters.ca)

**Quilty  
Pleasures**

*Offering a Full Range of Supplies*  
*for the Creative Quilter*

2211 St Joseph Blvd Orleans ON K1C 7C5  
613-834-3044 [www.quiltypleasures.ca](http://www.quiltypleasures.ca)

**Orleans ... It's Not as Far as You Think**

**Julee's Homecrafts**

5502 Osgood Main St.  
Osgoode Village, ON  
613 -826-1243

[www.julees.ca](http://www.julees.ca) ▪ [julees@sympatico.ca](mailto:julees@sympatico.ca)

Quilting ▪ Beads ▪ Books  
Patterns ▪ Notions ▪ Embellishments

Mon: 9:30 am—2:30 pm  
Tues-Fri: 9:30 am—5:30 pm  
Sat: 10:00 am—5:00 pm

## PROGRAM

By now we hope you have been inspired by our first 2 meetings, now you need some “know-how”! What better way than to have a DEMO night. Seven of our eight demos will all be related to finishing your quilt.

Meredith Filshie of Canada Beading Supply , [www.canbead.com](http://www.canbead.com) 190 Colonnade Rd. South, Unit 1A (OVQG members get 20% discount). Meredith will be showing us ways to embellish your quilt with beading.

Linda Palaisy [www.lindapalaisy.ca](http://www.lindapalaisy.ca) 819 827-0519 will show us how to do the traditional prairie point finish in a non-traditional way.

Jo-Ann Raven, of Yarn Forward and Sew On, (two locations: Bank St. 613-237-8008 and Kanata 613-831-8027) will demonstrate how to do a binding using fusible thread in the process, to help make things go quick and easy.


Jane Roszell who is in charge of our charity quilts department, will show us how to do a corded binding finish that Ricky Timms has developed. There’s no hand stitching and it looks great!

Elizabeth Gravelle will take you through the intricacies of completing a scalloped edge and binding...great for those double wedding ring quilts or any other quilt for that matter!

Vikki Zulpo will demonstrate how to stretch your art quilt around a frame to avoid bulk at the corners. If it’s framed, it’s art! (so they say!)

And — last but not least — we are pleased to announce that Eric Simkens, from VB Simkens Sewing Machines of Kingston will be coming to demo machine care....how to clean, and maintain your machine between visits to the “doctor”. Eric is the 3<sup>rd</sup> generation of his family in the business and has a wealth of knowledge. [www.vbsimkenssewingmachines.com](http://www.vbsimkenssewingmachines.com) Eric generously refurbishes machines and donates them to The “Canadian Mission for Advancing Theological Education” in Africa. These refurbished machines then get shipped to Africa and are used to help teach people how to sew, and to make items that can be sold. In short, helping people earn an income through sewing. If you have an older machine you wish to donate, he will gratefully accept any make or model. Eric suggests however, that computerized machines are not ideal as the electricity supply is often just by generators, and the unequal cycling of them causes problems to the “on board” computers. Bring any machines to donate to the meeting.

You will only be able to visit 3 demonstrations, so enjoy having to choose which fabulous demo to go see! May we suggest that you bring a notebook and pen or pencil to jot down tips and to sketch diagrams perhaps! Maybe even team up with a friend...you go to one demo, she goes to another, and then you have an excuse (as if you need one) to visit each other later in the month, to exchange what you’ve learned!



Looking ahead to December.... A trunk show of fibre and felting by our very own Liane Thiry Smith along with finger food pot luck---- hors d'oevres and desserts!

[Vikki Zulpo and Alison Tranter , Programme Coordinators]

---

### FREE FABRIC SWATCHES!

Bank Street Decorating Center is making some changes in the store and have about 50 fabric books to give away. I think they could be perfect for quilting. If any of members are interested, we are situated in South keys At 2446 Bank Street unit #133. Our Phone # is 613-733-9220. [Isabelle]

## WORKSHOPS

For more information visit the workshop table or email at [workshops@OttawaValleyQuiltersGuild.org](mailto:workshops@OttawaValleyQuiltersGuild.org). Workshop policies are available on the guild website and the bulletin board at regular meetings.

### 10BX for Fibre Art Foliage

**Instructor:** Mary Pal

**Dates:** Saturday, October 25, 2008 (10:00 – 4:00) THIS CLASS FULL

Saturday, November 15, 2008 (10:00 – 4:00)

2nd class added ....  
only four spaces left!!!

**Location:** Maki House, 19 Leeming Ave

**Fee:** \$40.00

**Kit Fee:** \$10.00

**Description:** Exercise your creativity. Come and spend a "play day" learning ten different surface design techniques that you can use to make leaves for your fibre art. Travel from workstation to workstation trying out these **10 Basic Exercises for quilt artists**. You'll receive a kit with supplies and will experiment with foils, paintstiks, an embellishing machine, Setacolor paints, watercolour pencils, and Angelina. Techniques covered will include rubbing, stamping, monoprinting, painting, foiling, and fusing. You will learn ten new techniques to add to your repertoire, and a collection of foliage to add to your project stash.

In the afternoon, you may continue to play with techniques on your own or put your creations together to create a small art quilt. **\*Please note that no products will be for sale at the class. There is no supply list for this class, other than your machine and regular sewing supplies.**

### Scrap Eater

**Instructor:** Linda Palaisy

**Dates:** Saturday, November 22, 2008 (10:00 – 4:00)

**Location:** Maki House, 19 Leeming Ave

**Fee:** \$30.00

**Kit Fee:** N/A

**Description:** SCRAPs! SCRAPs! SCRAPs! We all have them, now what do we do with them??? Come and join Linda and see what we can do with those SCRAPs! Did I mention we can use up lots of those half filled bobbins and the bits of thread left on HOW many spools! You won't want to miss this class.

### Doggie or Cat Sweatshirt Jacket

**Instructor:** Joni Newman

**Dates:** Wednesday November 26, 2008 (10:00 – 4:00)

**Location:** Bell's Corners United Church, 3955 Richmond Rd

**Fee:** \$35.00

**Kit Fee:** Nil

Prep Work required for this class (minimal)

**Description:** Looking for that "special" Christmas for the animal lover in your life, well look no further. This class will teach you to make that "one of a kind" gift for that "special" person on your list OR, for yourself. You'll be the talk of the Veterinary Clinic, when you bring your pet in for his/her next check up.

### The Smart Handbag

**Instructor:** Keitha Graham

**Dates:** Saturday, January 17, 2009 (9:00 – 1:00)

**Location:** Nepean Museum, 16 Rowley Ave

**Fee:** \$30.00

**Kit Fee:** Pattern Purchase – Prep work prior to class is required.

**Description:** Tired of changing your handbag for every outfit? Then, this is the answer for you. The Smart handbag is a complete stand-alone handbag. The look can be changed completely by simply slipping a "slipcover" over the bottom of the handbag. The band at the top hides the top edge of the cover and the method of attaching the cover. No one will ever know that the cover is removable unless you tell them. We'll make the handbag in class and then you can make the covers at home.

MORE....

## **Foundation Pieced Table Runner**

**Instructor:** Trudy Quinn

**Dates:** Saturday, January 31 2009 (10:00 AM – 4:00 PM)

**Location:** Maki House, 19 Leeming Dr, Nepean

**Class Fee:** \$20.00

**Pattern purchase required**

**Description:** Make a Seasonal Table Runner designed by Judy Niemeyer Learn foundation paper piecing to sew your fabric pieces onto the foundation units. Curved piecing and traditional piecing are used to complete this project.

Seasonal Table Runners - Basic Pattern includes enough foundation papers to complete two table runners.

## **Reflections**

**Instructor:** Elaine Quehl

**Dates:** Sunday, February 15, 2009 (10:00 AM – 4:00 PM)

**Location:** Maki House – 19 Leeming Dr.

**Class Fee:** \$40.00

**Description:** This quilt is all about gorgeous, luscious colour and cutting free-hand! The only measuring you will need to do is to cut your original squares of fabric and to square up your blocks at the end. You will learn how to cut blocks free-hand and mix them up. Love serendipity? Then this is the quilt for you. Just begin with a feeling of the colours you want and prepare to be surprised and delighted. There are many ways you can turn these blocks to produce different looks. The first time I used this technique was for the background blocks on my quilt called “Losses” (juried into CQA, Sacred Threads, and the Grand National). Later, I learned that by varying the colours and playing with the direction of the blocks, you can produce a stunning design without adding anything else!

## **“MOONLIGHT” (Shaded Nine Patch)**

**Instructor:** Pamela Griffin

**Dates:** Saturday, February, 21, 2009 (10:00AM – 4:00 PM)

**Location:** Maki House – 19 Leeming Dr.

**Class Fee:** \$30.00

**Description:** In Pioneer days when a new quilter was learning to quilt, the first block made was a nine patch. Today with modern techniques, this 9-patch block takes on a whole new dimension. This quilt is a shaded nine-patch which, when assembled, with some of the blocks turned around, makes a very interesting pattern. This is a perfect beginners quilt and will also offer interesting techniques to more experienced quilters. Block and layout pattern supplied.



## **COMPOSITION**

**Instructor:** Katie Pasquini Mapoust

**Date:** Saturday, May 2, 2009 (10:00 – 4:00 PM)

**Location:** Bell's Corners United Church 3955 Richmond Rd.

**Class Fee:** \$75.00

**Kit Fee:** \$25.00 US Funds (Bring to class)

**Description:** Work with two different interpretations of composition. First we will identify the “9 patch of compositions”. Using a picture from magazines we will associate its composition with one of the nine compositional elements, enhance that composition and work with one of the nine color schemes, create a piece that is one step from reality and a second piece that is more abstract. **NOTE:** Maximum number for this class is 20. Members who have previously registered for this class must make payment by the December's meeting.

## **VALUE**

**Instructor:** Katie Pasquini Mapoust

**Date:** Sunday, May 3 2009 (10:00 – 4:00 PM)

**Location:** Maki House 19 Leeming Dr.

**Class Fee:** \$75.00

**Kit Fee:** \$35.00 US Funds (Bring to class)

**NOTE:** Maximum number for this class is 20. Members who have previously registered for this class must make payment for the class by the December's meeting.

## MYSTERY QUILT CHALLENGE!

Each month you are given a clue towards making a full size quilt (66" x 80"). You will not know what it will look like until the last clue!

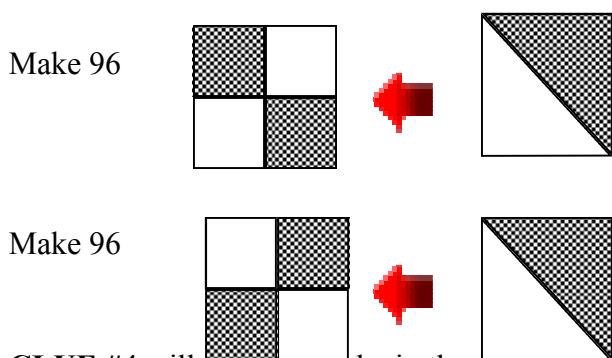
Here is the third clue. [If you're just starting, you can find Clue #1 in the September newsletter and #2 in the October issue.]]

Wait until clue 5 to pick borders.

We hope to have all of the finished quilts on display in a special area at the May quilt show, so if you keep up with the clues it should be finished in time to get it quilted for the show! We will have show and tell at our May meeting. [Alison Trantor]

### CLUE #3

Sew a four-patch unit to a half square triangle unit as follows, making sure you have the four-patch going in the right direction.



CLUE #4 will be in the December newsletter.

## SHOP NEWS

**Dragonfly Fabrics** is having a “**STORE WARMING**” — Friday, Nov 7 [10 ‘til 7] and Saturday, Nov 8 [10 ‘til 5]. Check our new ‘digs’ 2679 Alta Vista Drive [Alta Vista shopping Centre at Bank and Alta Vista]. There’ll be treats, door prizes and a sale.... all Christmas fabrics, plus many reds and greens, will be 20% off. Lorraine Campbell—aka Hummingbird Quilting— will demonstrating her long-arm quilting skills too.

**Quilty Pleasures** ...Is sewing becoming a pain in the neck? Maybe you need new furniture! During the month of November, all Horn of America cabinets will be on sale at Quilty Pleasures for 20% off. Come in to see the wide variety of cabinets, tables and storage units that are available -- we're sure to have the perfect configuration for your studio. And, with Horn's Touch-Release Airlift system, you'll feel the difference in your neck!

**Sew Inspired:** Come and see the amazing new QBOT automated quilter! Free hands-on demonstration on Saturday Nov. 15<sup>th</sup> at Sew Inspired. Call ahead to reserve your spot!



Fabrics ♦ Patterns ♦ Notions ♦ Sewing Machines ♦ Classes ♦ Creative Ideas  
**Authorized Pfaff and Singer Sewing Machine**  
**Store Hours Mon-Fri 10-5 Sat 9:30-4**

104 Elgin Street West, Arnprior ON  
Phone (613) 623-0500 Fax (613) 623-0434  
[www.sewinspired.ca](http://www.sewinspired.ca) Email: [info@sewinspired.ca](mailto:info@sewinspired.ca)

### For Sale

Q Snap Quilting Frame Floor Model 84450  
31 1/3" Tall with Q-Tilt Leg Extensions Asking \$50.00

Singer Featherweight AH Series made in 1948  
Great Condition - Fully functioning machine  
Asking \$450.00

Husqvarna Rose Excellent Condition  
Embroidery Machine with both small and large embroidery hoops Includes several additional embroidery sets.  
Asking \$900.00

Jocelyn Weidenhaupt  
613-591-3361



« **NEW LOCATION** »

2679 Alta Vista Dr Ottawa ON K1V 7T5  
613-521-9839

[Alta Vista Shopping Centre—Alta Vista Dr. & Bank St.]  
**Open Monday to Thursday 10-5:30 • Saturday 10-5:00**  
**Fridays 'til 7:00 [except Jul & Aug]**

# Block of the Month--November 2008

## Star Shine

For December meeting

Congratulations to Elizabeth Gravelle who won a fat- $\frac{1}{4}$  for participating in the word seek and also to Heather Jarmyn who won 25 glorious "Autumn Pine" blocks at last month's meeting. Thanks to all who participated.

Try out this month's block and you might be the lucky person to snuggle under the "stars" near the fire at Christmas! This paper pieced pattern ("Quilt it for Christmas" magazine Oct '07 issue) works up very quickly, a plus in this busy time and as Kaye Wood would say: "... is ideal for those "pointless people" as there are no points to match"!

### Fabric requirements:

Do **not** use obvious Xmas prints (or fluorescent colours) so as not to limit the use of this quilt. Use batiks, tone on tones, hand dyes, gilded fabrics, etc., in rich medium values of golds, reds and greens (blue-greens, emeralds, etc.)

### Sewing directions:

**N.B.:-** Because all printers do not print exactly alike, ensure that your printed pattern square measures 4  $\frac{1}{2}$ ".

-When paper piecing, make sure your scrap of fabric is large enough to cover the area you are working on plus the seam allowances.

-Place your fabrics on the unprinted side of the pattern and **sew on the printed side** of the pattern.

-Place your green fabric, right side up, diagonally across the back of your pattern.

-On one end, place, right sides together, a scrap of gold fabric, and sew on the drawn line.

-On the opposite end, repeat with the red scrap.

-Trim the seam allowances and press them toward the green.

-Repeat the above steps for the remaining 3 units each with 3 different fabrics.

### Block assembly:

-Place all 4 units in a 4-patch configuration with all the red triangles in the middle forming a red star (fig 1).

-Sew as you would any other 4-patch block with an accurate  $\frac{1}{4}$ " seam:

Sew the top 2 units together and press to the right.

Sew the bottom 2 units together and press to the left.

Sew top and bottom units together, aligning seams, and press the seam open.

-Your block should measure 8  $\frac{1}{2}$ " square and have a red star in the middle.


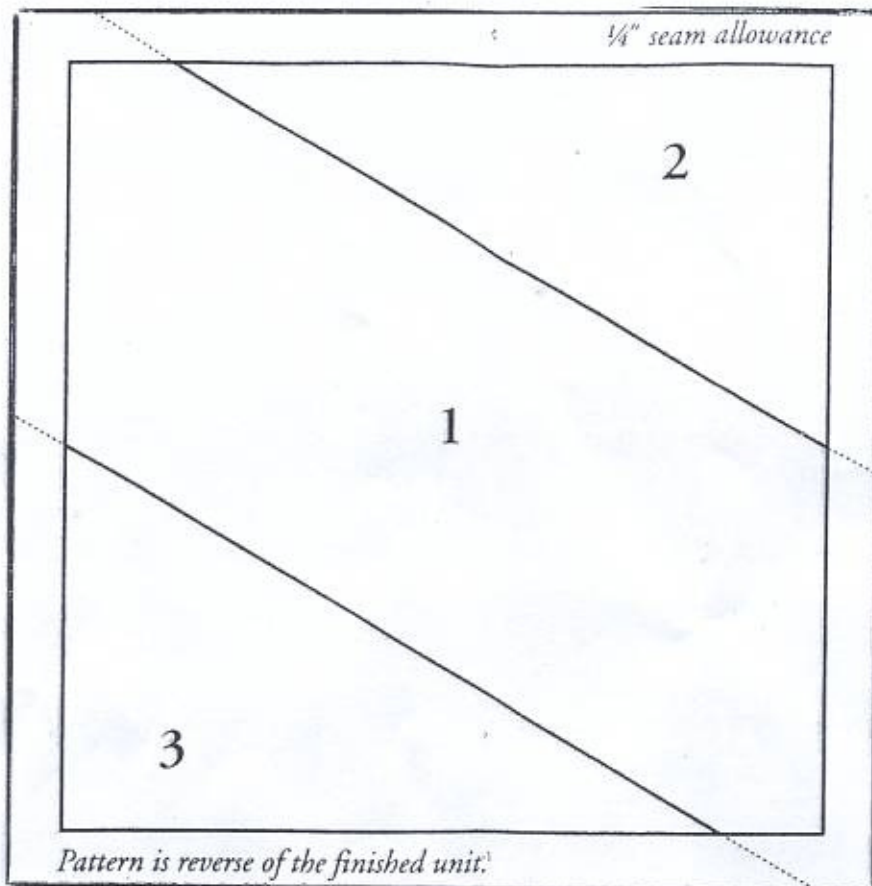
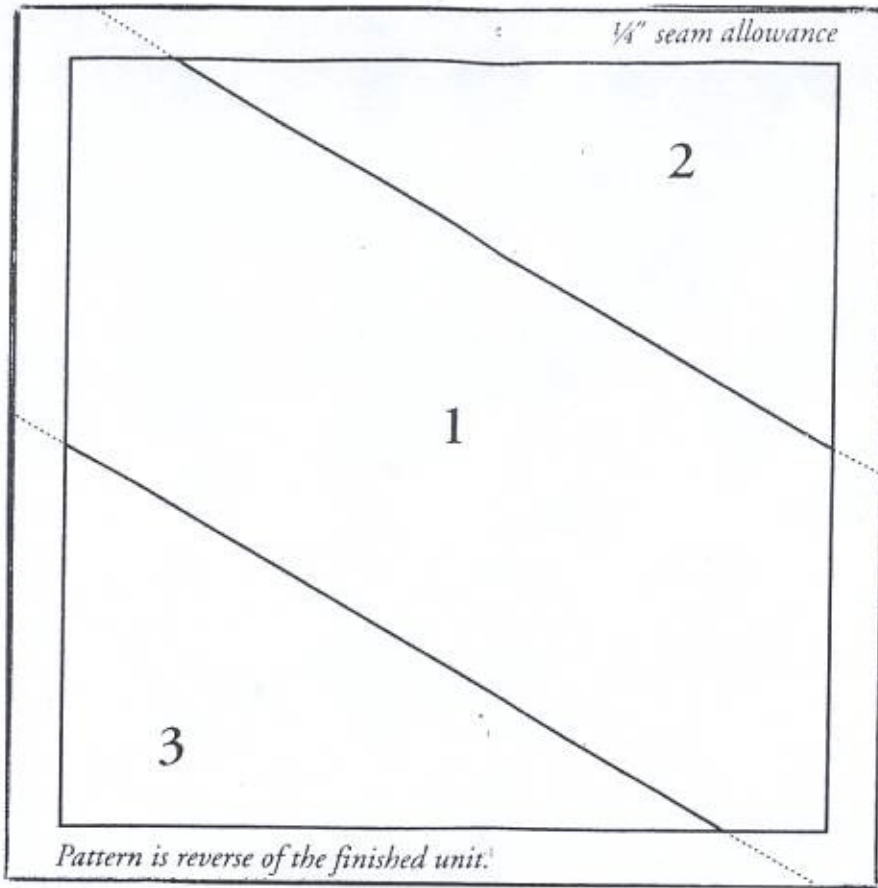
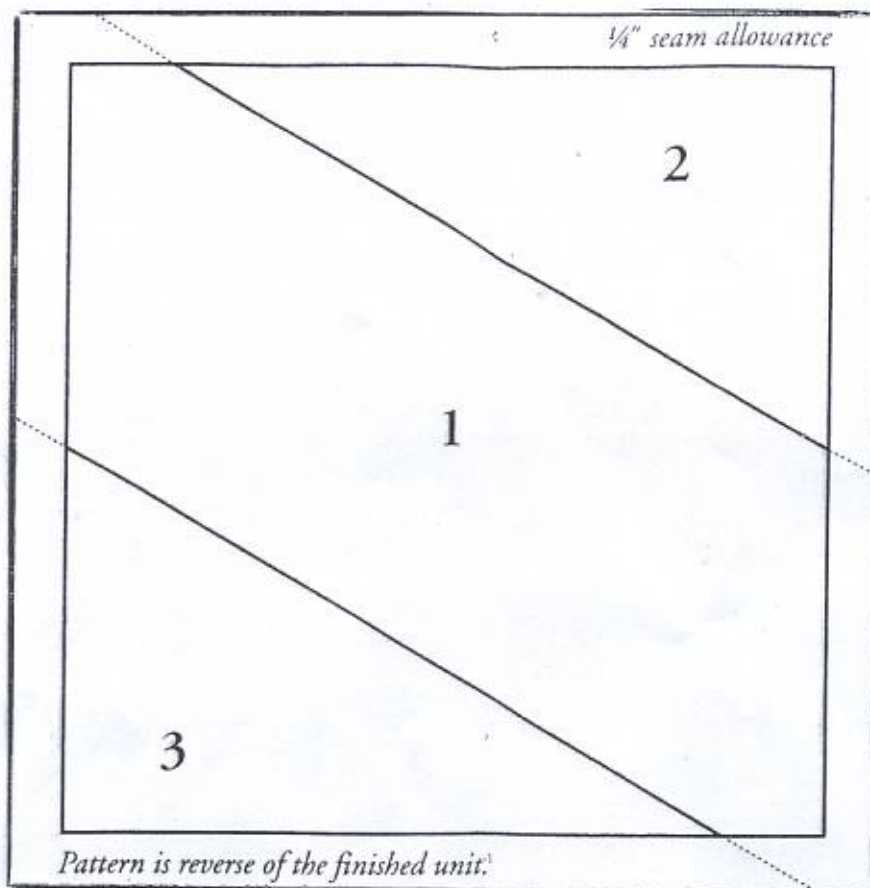
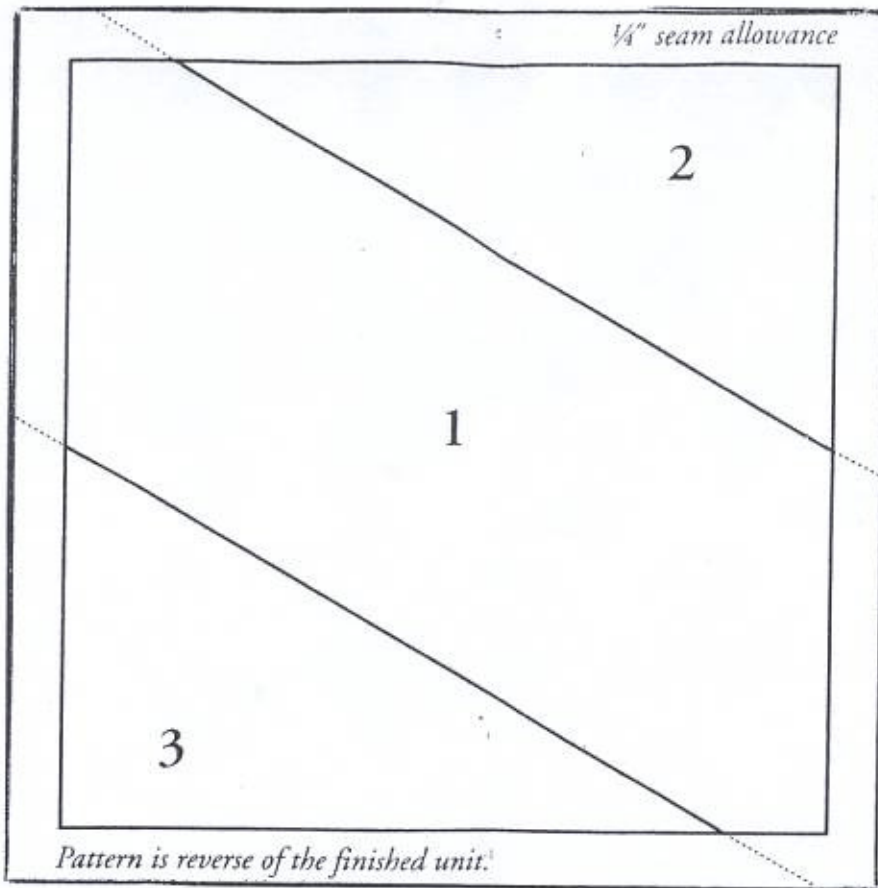


FIG 1





## COMING EVENTS

### November

7-9 A celebration of Quilts by the York Heritage Quilters Guild at the Japanese Canadian Cultural Centre

INFO: [www.yhqg.or/celebrationX.html](http://www.yhqg.or/celebrationX.html)

### February

27, 28, Mar 1 Quilters Pleasure Weekend Cornwall, ON NAV Canada Centre Quilt Show, workshops, merchants mall, Retreats, etc.

INFO: [www.quilterspleasureweekend.com](http://www.quilterspleasureweekend.com) or call 613-939-8455

### May

19-27 1000 Islands 1000 Stitches Seminar 2009 Plus NeedleArts Forum, St. Lawrence College Kingston, ON. Classes, Exhibit, Merchants INFO: [crone@kingston.net](mailto:crone@kingston.net), [sallywalsh@sympatico.ca](mailto:sallywalsh@sympatico.ca) [www.eac.ca](http://www.eac.ca)

25-29 Quilt Saskatchewan 2009 presented by The Canadian Quilters Association in Saskatoon INFO: [www.canadianquilter.com](http://www.canadianquilter.com)

## OVQG 2008/09 MEETING DATES

NOVEMBER 3	MARCH 2
DECEMBER 1	APRIL 6
JANUARY—no mtg	MAY 4
FEBRUARY 2	JUNE 1



*Frances O'Neill*  
Quilter

Fran's Quilting Services

Workshops, Commissions, Private Instructions, Patterns

BY APPOINTMENT ONLY

60 Sparrow Way  
Ottawa, Ontario  
CANADA K1V 9H5

Tel: (613) 733-7865  
E-mail: [franquilt@rogers.com](mailto:franquilt@rogers.com)  
Website: [www.fransquilting.ca](http://www.fransquilting.ca)

## QUILTERSRACK.COM

16 Beckwith St.  
Smiths Falls (613) 284-1551  
[quiltersrack@bellnet.ca](mailto:quiltersrack@bellnet.ca)

Tues-Fri 9:30-5:00  
Sat 9:30-4:00


QUILTMARC IS COMING to Quilter's Rack!

November 13<sup>th</sup>  
10 am, 1pm and 7pm (in the evening)

Marc will be demonstrating on many exciting topics! To reserve your seat. tickets are \$5.00. *This will be redeemable toward a purchase that day!*

We are now carrying Kaffe Faccett Fabric, a designer from London England. We also will be receiving more at the end of this month!

Please come and see an assortment of new fabrics, notions, books and kits!



### Aunt Beth's Quilt World

3217 Navan Road,  
613-837-6222  
[Auntbeth@rogers.com](mailto:Auntbeth@rogers.com)

Open on Thursday, Friday and Saturday  
by Appointment. Don't be shy!!

— 'Quilts' A gift of warmth —

### NEWSLETTER SUBMISSIONS

All submissions must be received by midnight on the 20th of each month. Email submissions are preferred. Space permitting, guild members may submit non-commercial, quilting related, advertisements or notices at no charge—maximum 2 per year. Commercial Advertising Rates: Full page \$50.00, 1/2 page \$25.00, 1/4 page of Business Card Plus \$12.50, Business Card \$6.25 Contact: Linda Doyle Newsletter Editor e-mail: [lindas-sewing-room@rogers.com](mailto:lindas-sewing-room@rogers.com) telephone: 613-521-9839 [days] or 613-733-4452 [evgs] mail: 2286 Prospect Avenue, Ottawa, ON K1H 7G4

## FROM THE PUBLICITY DESK – SHOPS & DISCOUNTS 2008-2009

Ottawa Valley Quilters' Guild members qualify for discounts from many local quilting stores. To obtain a discount, you need to mention that you are a Guild member and ALWAYS present your membership card BEFORE the processing of your purchase. If you don't remember to mention it before your transaction has been entered in the cash register, please do not inconvenience the shop by asking them to re-enter the sale. **We thank these local shops for their generous support of our Guild.**

### **Aunt Beth's Quilt World**

3217 Navan Road  
Navan, ON 613-837-6222  
<http://www3.sympatico.ca/auntbeth>  
5% off all regularly priced items

### **Canada Beading Supply**

1A--190 Colonnade Road South,  
Nepean, ON 613-727-3886  
[www.canbead.com](http://www.canbead.com)  
20% off most supplies (except tools & books)

### **Dragonfly Fabrics**

Alta Vista Shopping Centre  
2679 Alta Vista Drive, (at Bank)  
Ottawa, ON 613-521-9839  
[www.dragonflyfabrics.ca](http://www.dragonflyfabrics.ca)  
10% off regularly priced items

### **Dragon's Lair Beads**

83 Iber Road  
Stittsville, ON 613-836-5802  
[www.dragonslairbeads.com](http://www.dragonslairbeads.com)  
10% off regularly priced items

### **Heather's Stamping Haven**

250 Greenbank Road  
Nepean, ON 613-726-0030  
[www.heathersstamping.com](http://www.heathersstamping.com)  
5% off regularly priced items

### **Heirloom Crafts & Quilt Supplies**

30 Manchester Street  
Stittsville, ON 613-836-6301  
10% off regularly priced fabrics

### **Julee's Homecrafts**

5502 Main Street  
Osgoode, ON 613-826-1243  
[www.julees.ca](http://www.julees.ca)  
5% off all regularly priced fabrics,  
patterns, notions (cash transactions only)

### **Kemptville Fabric Shoppe**

31 Clothier St. East  
Kemptville, ON 613-258-4437  
[www.kemptvillefabricshoppe.ca](http://www.kemptvillefabricshoppe.ca)  
10% off all regularly priced quilting  
fabrics and notions

### **Perth Fabrics Crafts 'N More**

14 Gore St. E  
Perth, ON 613-267-7990  
[www.beautifulperth.com/perthfabrics.html](http://www.beautifulperth.com/perthfabrics.html)  
10% discount to Guild members

### **Picket Fence Fabrics**

71 King Street West  
Brockville, ON 1-888-498-4874  
[www.picketfencefabrics.com](http://www.picketfencefabrics.com)  
10% off regularly priced items for  
"out of towners."

### **The Quilting Quarters**

14 Industrial Dr.  
Almonte, ON 613-256-4248  
[www.quiltingquarters.ca](http://www.quiltingquarters.ca)  
10% off regularly priced fabrics

### **Quilty Pleasures**

2211 St. Joseph Blvd  
Orleans, ON 613-834-3044  
[www.quiltypleasures.ca](http://www.quiltypleasures.ca)  
10% off regularly priced fabrics and notions.

### **Rockland Textiles**

2487 Kaladar Ave  
Ottawa, ON 613-526-0333  
[www.rocklandtextiles.com](http://www.rocklandtextiles.com)  
10% off items in main store.

### **Silky Touch**

393 Cooper Street  
Ottawa, ON 613-231-4249  
10% off regularly priced stock

### **Yarn Forward & Sew-On**

581 Bank Street Ottawa, ON 613-237-8008  
474 Hazeldean Road, Kanata,  
613-831-8027  
[www.yarnforward.com](http://www.yarnforward.com)  
10% off regularly priced sewing  
accessories, excluding sewing machines