



# Pieceful Times

OCTOBER 2008

Meeting  
MONDAY Oct 6  
7:30 PM

[coffee/tea available at 7:00]

St. Anthony's  
Soccer Club

St. Anthony St. at Preston St.  
[west side of Preston  
- just one block north of the  
Queensway/ 417]



Don't forget your

- membership card
- name tag
- mug
- small change

**Guests are welcome!**

[\$5 admission]

Next Meeting  
MONDAY NOV 3

## PROSE FROM THE CO'S!

The leaves are changing, the air is cooler, and the mad rush of back-to-school and back-to-work is starting to settle into a more familiar routine. September was a particularly busy month this year for the guild with the At Home with Quilts House Tour, the Little Quilt Sale and the Upper Canada Village Quilt Show - a challenge that guild members met with enthusiasm and success!

October brings Thanksgiving (a favourite holiday of ours) and some time to appreciate our history, our connection to the land that sustains us and the traditions like quilting (and turkey!) that have been passed on from generation to generation.

In that spirit, we'd like to give thanks for Pat Amundrud, the organizer extraordinaire of the House Tour/Quilt Sale, and the hosts of the House Tour—Pat, Margaret, Ann, Grace, and Bernice—for opening up their homes for the Show. Also, a big thank you goes to all the volunteers who made the event a grand success!

We also want to extend our appreciation to Liane Thiry-Smith and those of you who volunteered to go to Morrisburg and continue the guild's tradition of participating in the Upper Canada Village Quilt Show. And thanks also to our \*New\* Volunteer Coordinators, Peggy Schenk and Barbara Robertson, who stepped up to fill this important position on our Committee. [cont'd page 2]

### Inside this issue

2008/09 Committees	2
Treasurer's Report	2
At Home with Quilts	3
Program	4
2009 Quilt Show	5
Workshops	6
Mystery Quilt	8
Shop News	8
Block of the Month	9
Coming Events	11
2008/09 Meeting Dates	11

## SHOP OF THE MONTH: SEW INSPIRED!

Located in Arnprior at 104 Elgin Street, Sew Inspired is just 20 minutes past Kanata. They carry a wide variety of cottons, flannels, specialized garment fabrics and more. They are also an authorized Pfaff and Singer dealer. Store Hours are Mon-Fri 10-5 Sat 9:30-4. For more info call (613) 623-0500 or visit their website at [www.sewinspired.ca](http://www.sewinspired.ca)

**THE MINUTES** ...from the previous month's meeting will be posted on the Bulletin Board. If you have any corrections, please see Carol Kerfoot.

Ottawa Valley Quilters Guild

1430 Prince of Wales Dr., PO Box 38083 Ottawa ON K2C 1N6

Information about guild policies, programs, etc. can be found in our Members' Guide available from the Membership Committee or on our website [www.ottawavalleyquiltersguild.org](http://www.ottawavalleyquiltersguild.org)

## GUILD EXECUTIVE

**Co-Presidents:** Eden Thurston and Michèle-René Charbonneau  
president@OttawaValleyQuiltersGuild.org

**Secretary:** Carol Kerfoot  
secretary@OttawaValleyQuiltersGuild.org

**Co-Treasurers:** Adeline Alkan and Deborah Bouck  
treasurer@OttawaValleyQuiltersGuild.org

**V.P. Programs:** Pat Amundrud  
vpprogram@OttawaValleyQuiltersGuild.org

**V.P. Administration:** Liane Thiry-Smith (backup by Trudy Selliger)  
vpadmin@OttawaValleyQuiltersGuild.org

**Past Co-Presidents:** Mary Pal and Kris Broadhead  
pastpresident@OttawaValleyQuiltersGuild.org

**Program:** Vikki Zulpo, Alison Trantor, Eden Thurston  
program@OttawaValleyQuiltersGuild.org

**Workshops:** Shirley Bolduc, Jody Taylor, Marjery Windover  
workshops@OttawaValleyQuiltersGuild.org

**Block of the Month:** Carole Carraro, Lidia Walker  
block@OttawaValleyQuiltersGuild.org

**Baby Quilts:** Judy Black  
babyquilts@OttawaValleyQuiltersGuild.org

**Social:** Sandy Rogan, Jo-ann Raven  
social@OttawaValleyQuiltersGuild.org

**Library:** Carolyn Keats, Dianne Milks  
library@OttawaValleyQuiltersGuild.org

**Magazines:** Lorrie Church, Jutta Hof, Mary Walsh  
magazines@OttawaValleyQuiltersGuild.org

**Newsletter:** Linda Doyle  
newsletter@OttawaValleyQuiltersGuild.org

**Membership:** Suzanne Nelson, Carol Baker, Annette Boudreau  
membership@OttawaValleyQuiltersGuild.org

**Equipment:** Dorothy Lamoureux, Angele Vanderlaan

**Publicity:** Maggie Fontana  
publicity@OttawaValleyQuiltersGuild.org

**Raffle Events:** Raymonde Smith  
events@OttawaValleyQuiltersGuild.org

**Photographer:** Margaret Dunsmore  
photographer@OttawaValleyQuiltersGuild.org

**Archives:** Donna Nesbitt

## PROSE FROM THE CO'S! cont'd...

Have you seen the new OVQG promotional cards yet? Many thanks to Mary Pal for designing them and getting them printed for us. We hope that they'll help us get more people interested in quilting and in joining our guild. We currently have 171 members and we'd like to see it increase to 250 so that we can continue with great programs and the large room next year. Because we are a large guild, we'd like to help new members and visitors feel more welcome and a part of the guild sooner. We're offering visitors and new members the option of wearing a 'New Member' or 'Visitor' badge at our meetings. If you see someone wearing one of the badges, please take a moment to introduce yourself, and maybe even show them around. We've got so much going on at our guild meetings that they may not know where to start!

So as the two of us watch our eldest children head off to school for the first time this fall and must contemplate the world of pizza lunches, parent-teacher meetings, and school board elections (no, we are not volunteering for the school boards) for the first time as parents, we give thanks to the rest of the executive, the committee chairs and all the volunteers that keep this guild going and make it so much fun!

Happy "ThanksQuilting"!

Eden and Michèle-Renée (M-R)

## TREASURER'S REPORT

Listed below is the OVQG Balance Sheet as at June 30, 2008. If you have any questions, please see Adeline Alkan or Deborah Bouck.

### **Ottawa Valley Quilters Guild Balance Sheet (cash basis) as at June 30, 2008**

<b>ASSETS</b>	
Total Cash	\$ 25,244.17
GIC	<u>25,398.51</u>
<b>TOTAL ASSETS</b>	<b>\$ 50,642.68</b>
<b>LIABILITIES</b>	
Accounts Payable	\$ <u>551.00</u>
<b>Total Liabilities</b>	<b>\$ 551.00</b>
<b>EQUITY</b>	
Retained Earnings – Previous Year	\$ 45,566.98
Current Earnings	<u>4,524.70</u>
<b>Total Equity</b>	<b>\$ 50,091.68</b>
<b>TOTAL LIABILITIES AND EQUITY</b>	<b>\$ 50,642.68</b>

## AT HOME WITH QUILTS



The newsletter publishing deadline makes it impossible to talk about how the Tour went or how successful the Little Quilt Sale was. However, it is most possible to say a huge THANK YOU for Ann Gorman, Bernice Nagle, Margaret Dunsmore and Grace Whiting for opening their homes to display quilted items. We also thank the many members who lent their wonderful quilted items and 65 volunteers who answered the big V and gave up part or all of Saturday, 27th, to the benefit of the OVQG and Roger's House. Perhaps we also got to know a few more of our fellow quilters. We'll have more information at the meeting.

THANK YOU to each and every VOLUNTEER.

### Cheque Presentation....

We will be presenting the money from the Little Quilt Sale at Maki House to Roger's House on October 15 and they have invited us for a one-hour tour on that day at 2 p.m. Everyone is welcome but we need to plan for tour guides based on the number in the group. Please register with [vpprogram@ottawavalleyquiltersguild.org](mailto:vpprogram@ottawavalleyquiltersguild.org) or contact Pat Amundrud by 10 October. I can provide further driving/parking instructions.

Roger's House is located at 399 Smyth Road behind the Children's Hospital of Eastern Ontario; neighbors to Ottawa Children's Treatment Centre and Ronald MacDonald House. Car pooling is strongly recommended.

[Pat Amundrud ,VP Programs]

*Barb Gillespie*  
Quilter



---

**CHERRY TREE QUILTS**

---

*Longarm Machine Quilting*  
&  
*Custom Made Quilts*

*By appointment only*  
613-823-7094  
Ottawa ON  
K2J 4L2  
[cherrytreequilts@magma.ca](mailto:cherrytreequilts@magma.ca)



*Frances O'Neill*  
Quilter

**Fran's Quilting Services**  
Workshops, Commissions, Private Instructions, Patterns

**BY APPOINTMENT ONLY**

60 Sparrow Way  
Ottawa, Ontario  
CANADA K1V 9H5

Tel: (613) 733-7865  
E-mail: [franquilts@rogers.com](mailto:franquilts@rogers.com)  
Website: [www.fransquilting.ca](http://www.fransquilting.ca)



**dragonfly fabrics**  
*for fashion and quilting*

**« NEW LOCATION »**

2679 Alta Vista Dr Ottawa ON K1V 7T5  
613-521-9839

[Alta Vista Shopping Centre—Alta Vista Dr. & Bank St.]  
Open Monday to Thursday 10-5:30 • Saturday 10-5:00  
Fridays 'til 7:00 [except Jul & Aug]



**Aunt Beth's Quilt World**

3217 Navan Road,  
613-837-6222  
[Auntbeth@rogers.com](mailto:Auntbeth@rogers.com)

Open on Thursday, Friday and Saturday  
by Appointment. Don't be shy!!

— 'Quilts' A gift of warmth —


## PROGRAM

**October...** Are you running out of beds and walls in your home for your quilts? Given away too many? Run out of grandkids? Wearable Art can be your next endeavour to showcase your quilting and artistic talents. Our programme this night will knock your socks off, guaranteed! We will be having a fashion show of wearable art by the Artwear Group of Ottawa. You will be amazed at the fabulous creations these girls make, taking their love of fabric, design, colour and fibres to new heights and lengths. So why don't you invite your Mom's, daughters, friends to join you for this evening of inspiration. Anyone who has ever sewed a garment for themselves or others will be delighted at the wonderful artistic rendering of common clothes. Remember, only \$5 for guests, and no timing restrictions about when they can come into the room.



This is also draw night for the Toasted Mocha Latte Quilt!  
Get your tickets ready!

**November's** programme features 8 demonstrations with a focus on how to finish your quilts, as well as Eric Simkens giving a machine care demonstration. The quilt finishes include Elizabeth Gravelle showing us how to create a scalloped edge, Linda Palaisy demonstrating a quick easy way to do Prairie Points, Jo-Ann Raven will explain how to do a binding using fusible thread, Jane Roszell will take us through the fascinating corded edge binding of Ricky Timms, while Lynn Ruff describes the steps to create a reversible binding, Meredith Filshie explores the delight of embellishing your quilts with beads, and Vikki Zulpo gives an explanation of stretch framing your smaller wall quilts. How to choose which demonstrations to see? Each demo will be approximately 15 to 17 minutes long, and we'll have time to see three demonstrations. You should probably bring a notepad and pen to jot these ideas down so you don't forget! Maybe team up with a friend to each see 3 different techniques, then swap the info afterwards. We know it will be a fascinating evening, a great opportunity to learn and polish up on many techniques."



And Remember—Old sewing machines: If you'd like to donate an old machine to Eric Simkens, for refurbishing and sending to African countries, bring it to the November meeting. Eric Simkens, of VB Simkens Sewing Machines in Kingston, (1-800-667-2164) will be one of our demonstrators for the November Demo Night programme. Eric accepts old sewing machines of any make or model, refurbishes them, and donates them to the Mission for Advancing Theological Education, P.O. Box 20060, 2900 Warden Avenue Scarborough, ON M1W 4B6 Phone: 905-479-6185 FAX: 905-479-6185 Website [www.matefcc.org](http://www.matefcc.org). They are an organization out of Toronto which sends these machines to various communities in many African countries. These machines are used in teaching people how to sew and make items that can then be sold. He just points out that the computerized models are not great for this situation as the electrical supply in many villages is only by generator, which is inconsistent, causing surges and interference with the computer system of the machine. Think about it, and if you decide you could donate an old machine, bring it to the November meeting for Eric to take back with him.

Looking ahead to **December:** We'll have "pot luck" hors d'oeuvres along with a presentation by Liane Thirty-Smith.

[Vikki Zulpo and Alison Tranter , Programme Coordinators]

## 2009 OVQG Quilt Show

The list to the right includes all those individuals who have volunteered to help with the 2009 OVQG Quilt Show – sincere thanks to everyone.

We are, however, in need of people to chair the following committees:

Wearables: Set up display of all forms of wearables (clothing, accessories). Help with the handing back of the items at the end of the show.

Demos: Decide on what kind of demos, find people to do demos, and arrange with them. Create a schedule. Be there to help demonstrators to set up and clean up. (This can be arranged with someone else.)

Printed Material: Create brochures, tickets, posters, programs, signage needed by the show. (We have templates on disk for all of these.)

If anyone is interested in helping out by chairing one of these committees, please contact either Albertina Pianarosa, or Alice McKay (co-chairs for this year's show). Thank you.

Albertina Pianarosa : [appianarosa@yahoo.ca](mailto:appianarosa@yahoo.ca)  
613-733-1519  
Alice McKay: [ahmckay@rogers.com](mailto:ahmckay@rogers.com)  
613-236-5660

## Committees/Co-Coordinator

Position	Name(s)
Co-chairs	Alice McKay Albertina Pianarosa
Treasurer	Adeline Alkan Deborah Bouck
Registrar	Joan Dorsay
Secretary	Rosemary O'Connell
Merchant Mall	Heather LeServe
Volunteer Co-coordinators	Jennifer Ann Heward-Eastham Lynn Ruff
Large Quilt Hanging	Heather Jarmyn
Small Wallhanging/ Art Quilts Hanging	Lidia Walker
Wearables	
Demos	
Set-up	Georgina Gray (David Gray)
Take-down and Organizing Handing Back of Quilts	Pat Amundrud
Judging	Nancy Francis
Publicity	Linda Doyle
Printed Material	

**Pumpkinseed  
Designs** 

Longarm Machine Pantographs  
(Lap to Twin size)

Short wait times

Contact  
Jocelyn Weidenhaupt  
(613) 591-3361



**The Quilting Quarters**  
Fabric, Classes, Notions, Kits, Patterns  
Tin Lizzie 18 Home Longarm System  
Authorized JANOME Dealer

14 Industrial Dr  
Box 329, Almonte, ON  
K0A 1A0

613-256-4248  
[quiltingquarters@bellnet.ca](mailto:quiltingquarters@bellnet.ca)  
[www.quiltingquarters.ca](http://www.quiltingquarters.ca)

## WORKSHOPS

For more information visit the workshop table or email at [workshops@OttawaValleyQuiltersGuild.org](mailto:workshops@OttawaValleyQuiltersGuild.org). Workshop policies are available on the guild website and the bulletin board at regular meetings.

### FAB-ric to FAB-ulous

**Instructor:** Grace Whiting

**Dates:** Saturday, October 18, 2008 (10:00 – 2:00)

**Location:** Maki House – 19 Leeming Dr.

**Fee:** \$20.00

**Kit Fee:** N/A

**Description:** A lecture/discussion and review of the basic principles for quilt making. Emphasis on problem areas encountered by many quilters. Information and tips to make your next quilt better and faster. Experience is a great teacher and some things are just not covered in books.

No machine or supplies required. Notebook would be helpful.

### 10BX for Fibre Art Foliage

**Instructor:** Mary Pal

**Dates:** Saturday, October 25, 2008 (10:00 – 4:00)

**Location:** Maki House, 19 Leeming Ave

**Fee:** \$40.00

**Kit Fee:** \$10.00

**Description:** Exercise your creativity. Come and spend a "play day" learning ten different surface design techniques that you can use to make leaves for your fibre art. Travel from workstation to workstation trying out these **10 Basic Exercises for quilt artists**. You'll receive a kit with supplies and will experiment with foils, paintstiks, an embellishing machine, Setacolor paints, watercolour pencils, and Angelina. Techniques covered will include rubbing, stamping, monoprinting, painting, foiling, and fusing. You will learn ten new techniques to add to your repertoire, and a collection of foliage to add to your project stash.

In the afternoon, you may continue to play with techniques on your own or put your creations together to create a small art quilt. **\*Please note that no products will be for sale at the class. There is no supply list for this class, other than your machine and regular sewing supplies.**

### OVQG Mystery Class 2008 "City Shadows"

**Instructor:** Fran O'Neill

**Dates:** Saturday, Oct. 25th, Nov. 8th and 22nd. (10:00 to 12:00 AM)

**Location:** Nepean Museum, 16 Rowley Ave Room B

**Fee:** \$40.00

**Kit Fee:** N/A

**Description:** Everyone loves a mystery. This class will keep you guessing as you receive only a few clues at a time. Not until the final class will the mystery be revealed. Bring your fabric and sewing machines to the class to work on your parts of the mystery.

**Suitable for all levels. Be sure to pick up your supply list when you register.**

### Photo Transfer Basics

**Instructor:** Joni Newman

**Dates:** Wednesday October 29, 2008 (10:00 – 2:00)

**Location:** Bell's Corners United Church, 3955 Richmond Rd

**Fee:** \$30.00

**Kit Fee:** \$10.00

**Description:** This "DEMONSTRATION" class will showcase various techniques for printing pictures and text on fabric using your computer and printer. The workshop will include: A Comparison of Pre-treated products; tips to maximize the quality of your printed fabric and different effects on different fabric and more.

## **Tips and Techniques**

**Instructor:** Pamela Griffin

**Dates:** Saturday, November 15, 2008 (10:00 – 3:00)

**Location:** Maki House – 19 Leeming Ave

**Fee:** \$30.00

**Description:** Tips and Techniques is a workshop that will show you how to use the many rulers that are available today and also some interesting tools. If you have any of the following rulers, please bring them to the Class:

Quilt in a Day Triangle Square-up Ruler	Quilt in a Day Flying Geese ruler (large or small)
Quilt in a Day Triangle in a Square Ruler	Fussy Cut Ruler
Setting Triangle Ruler	

This class will be a refresher class for some and a learning experience for others. These rulers have been designed to give quilters the accuracy that sometimes evades us. They are all easy to use and are available at your local quilt shop. Quilters will be able to try their hand with these rulers with some of the demonstrations. Some free patterns will be available. For more information call Pamela Griffin 613-253-0376 or e mail: pam@enwood.ca

## **Scrap Eater**

**Instructor:** Linda Palaisy

**Dates:** Saturday, November 22, 2008 (10:00 – 4:00)

**Location:** Maki House, 19 Leeming Ave

**Fee:** \$30.00

**Kit Fee:** N/A

**Description:** SCRAPs! SCRAPs! SCRAPs! We all have them, now what do we do with them??? Come and join Linda and see what we can do with those SCRAPs! Did I mention we can use up lots of those half filled bobbins and the bits of thread left on HOW many spools! You won't want to miss this class.

## **Doggie or Cat Sweatshirt Jacket**

**Instructor:** Joni Newman

**Dates:** Wednesday November 26, 2008 (10:00 – 4:00)

**Location:** Bell's Corners United Church, 3955 Richmond Rd

**Fee:** \$35.00

**Kit Fee:** Nil

Prep Work required for this class (minimal)

Description: Looking for that "special" Christmas for the animal lover in your life, well look no further. This class will teach you to make that "one of a kind" gift for that "special" person on your list OR, for yourself. You'll be the talk of the Veterinary Clinic, when you bring your pet in for his/her next check up.

## **The Smart Handbag**

**Instructor:** Keitha Graham

**Dates:** Saturday, January 17, 2009 (9:00 – 1:00)

**Location:** Nepean Museum, 16 Rowley Ave

**Fee:** \$30.00

**Kit Fee:** Pattern Purchase – Prep work prior to class is required.

**Description:** Tired of changing your handbag for every outfit? Then, this is the answer for you. The Smart handbag is a complete stand-alone handbag. The look can be changed completely by simply slipping a "slipcover" over the bottom of the handbag. The band at the top hides the top edge of the cover and the method of attaching the cover. No one will ever know that the cover is removable unless you tell them. We'll make the handbag in class and then you can make the covers at home.

## MYSTERY QUILT CHALLENGE!

Each month you are given a clue towards making a full size quilt (66" x 80"). You will not know what it will look like until the last clue!

Here is the second clue.

Wait until clue 5 to pick borders.

We hope to have all of the finished quilts on display in a special area at the May quilt show, so if you keep up with the clues it should be finished in time to get it quilted for the show! We will have show and tell at our May meeting. [Alison Trantor]

### CLUE #2

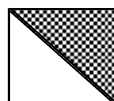
From assorted light fabrics, cut 96 3 7/8" squares



From assorted medium and dark fabrics, cut 96 3 7/8" squares.



Use these squares to make 192 half-square triangles.



Square the units to 3 1/2 inches.

CLUE #3 will be in the November newsletter.

If you're just starting, you can find Clue #1 in the September newsletter.

Edge-to-edge Custom Headroom  
Long Arm Quilting  
**Thread F-X**  
MAGGIE FONTANA  
Phone: 613.821.0223  
Email: threadfx@rogers.com

## SHOP NEWS

**Dragonfly Fabrics** invites everyone to come and visit their bright new location in the Alta Vista Shopping Centre. Lots of new products are arriving every day and a variety of classes are scheduled!

**Quilty Pleasures** will have Kaffe Fassett on site for a book-signing Wednesday, October 15, from 9:30 - 11:30. They are also co-hosting the "East Meets West" shop hop again this year with **The Running Stitch**. Thursday, October 2 through Saturday, October 4. Info at [www.quiltypleasures.ca](http://www.quiltypleasures.ca)

The **Quilting Quarters** is the ONLY Eastern Ontario and Quebec authorized dealer for the Tin Lizzie, your affordable home long-arm quilting system. Sherri Hessey of Border Creek Station will be coming to The Quilting Quarters for a Trunk Show and Workshop presentations in January 2009. Call the shop for details. Start your Christmas projects early—drop by and let us inspire you.

**Sew Inspired:** Come and see the new line of Pfaff Quilting Machines – all featuring larger throat space and enhanced features. Space in our fall class schedule and blocks of the month still available!..

**Quilty Pleasures**  
Offering a Full Range of Supplies  
for the Creative Quilter  
2211 St. Joseph Blvd Orleans ON K1C 7C5  
613-834-3044 [www.quiltypleasures.ca](http://www.quiltypleasures.ca)  
**Orleans ... It's Not as Far as You Think**

# Block of the Month for October 2008

## Sunflowers

---

Due November 2008 meeting

These sunflowers are based on the Dresden Plate Block. In this case, our sunflower block is one quarter of the whole and the winner can combine them to make whole sunflowers and/or part flowers to be scattered throughout the quilt. **Please make 2 blocks.**

### **Fabric Requirements:**

Background – any colour of blue.

Petals – yellows, golds, oranges, rusts etc. mix them up in each block.

Sunflower centre – browns, rusts, reds. Whatever goes with your variety of sunflower.

### **Cutting Directions:**

For the background: cut 1 square 5”x5”

For the petals: use template (fig. A) - cut out 5. Be very accurate.

For the centre: cut 1 square 3 ½’x 3 ½’.

### **Sewing Directions:**

#### **For the petals:**

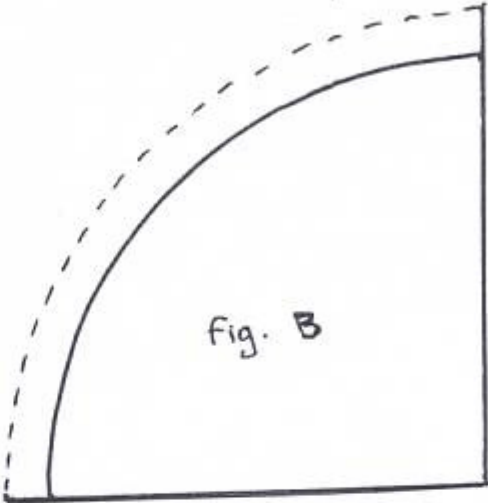
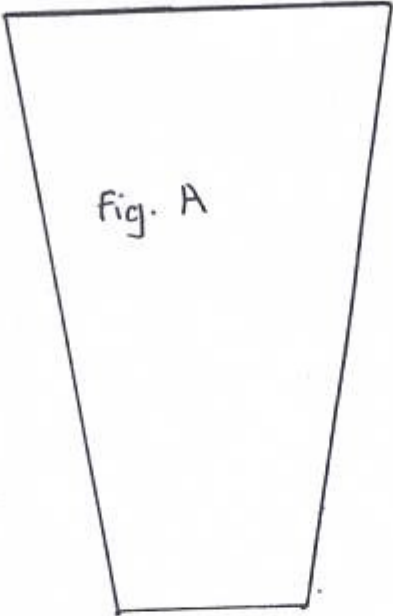

1. Fold each fig. A in half along the length with right sides together. Sew ¼’ along the wide end of each, using smaller stitches.
2. Clip the seam close to the fold and turn it right side out. You could use a point turner to get a crisp point.
3. Stitch the five petals together along the length and press open the seams.
4. Position the sewn petals on the background square, aligning the outside edges with the background edges. Tack down the petals with a small invisible stitch at each inner point of the “V” and knot it in the back.

**For the centre:** Accuracy is very important as different quarter blocks will eventually be lined up together.

5. Take the centre piece 3 ½’ square and place it right sides together with a similar sized square of dryer sheet or light fabric.
6. Place the template (fig. B) on this square, aligning the straight edges.
7. Sew along the solid line.
8. Clip the seams (pinking sheers would work well) and turn it right side out.
9. Cut away the excess dryer sheet and press neatly for a smooth curve.
10. Place the centre piece in the appropriate corner of the background square, aligning the straight edges and overlapping the bottom of the petals. Stitch down by machine.

Repeat the above for a second block using different fabrics or at the very least, a different colour placement to create more variety.

Block of the Month for October 2008 – Sunflower Templates



## COMING EVENTS

### October 2008

**18** Fabric Flea Market Glebe Community Centre  
Ottawa 10 AM—2 PM Admission \$2 to support  
Cambridge Street Public School Tables available  
Contact Jane at 819-595-0886 or kayyounge  
@magma.ca

**20-25** “ Over 125 quilts on display from East Africa.  
Ailsa Craig Rec. Centre Ailsa Craig ON Classes from  
African teachers, slide show, lecture. \$7.00 at the  
door. Advance tickets \$15.00 for lecture slide show  
plus quilt exhibit.

INFO: : e-mail [garnet@cotton-by-post.com](mailto:garnet@cotton-by-post.com)

**25** Victoria's Quilts Quilt-a-Thon — Please join us  
for our annual Quilt-a-Thon, to be held on Saturday,  
October 25, 2008, at the Church of the Nazarene, 2  
Stonehaven Drive, in Kanata. Sewing or quilting ex-  
perience is not required; but a willingness to work and  
laugh are pre-requisites. Whether you can cut, sew,  
pin, or iron, we'll find a job for you to do. We're hop-  
ing to make well over 100 quilts during the day, so  
please come out to join us to put us over the top!  
Your efforts will brighten the day for someone facing  
cancer. Space is limited, so be sure to register to en-  
sure you're not disappointed!  
You can register at [www.victoriasquiltscanada.com](http://www.victoriasquiltscanada.com) .  
For more information, please contact us at (613) 843-  
9212.

## OVQG 2008/09 MEETING DATES

SEPTEMBER 8	FEBRUARY 2
OCTOBER 6	MARCH 2
NOVEMBER 3	APRIL 6
DECEMBER 1	MAY 4
JANUARY—no mtg	JUNE 1



Fabrics ♦ Patterns ♦ Notions ♦ Sewing Ma-  
chines ♦ Classes ♦ Creative Ideas  
**Authorized Pfaff and Singer Sewing Machine**  
**Store Hours Mon-Fri 10-5 Sat 9:30-4**

104 Elgin Street West, Arnprior ON  
Phone (613) 623-0500 Fax (613) 623-0434  
[www.sewinspired.ca](http://www.sewinspired.ca) Email: [info@sewinspired.ca](mailto:info@sewinspired.ca)

## **Julee's Homecrafts**

5502 Osgood Main St.  
Osgoode Village, ON  
613 -826-1243

[www.julees.ca](http://www.julees.ca) ▪ [julees@sympatico.ca](mailto:julees@sympatico.ca)

Quilting ▪ Beads ▪ Books  
Patterns ▪ Notions ▪ Embellishments

Mon: 9:30 am—2:30 pm  
Tues-Fri: 9:30 am—5:30 pm  
Sat: 10:00 am—5:00 pm

### NEWSLETTER SUBMISSIONS

All submissions must be received by midnight on the 20th of each month. Email submissions are preferred. Space permitting, guild members may submit non-commercial, quilting related, advertisements or notices at no charge—maximum 2 per year. Commercial Advertising Rates: Full page \$50.00, 1/2 page \$25.00, 1/4 page of Business Card Plus \$12.50, Business Card \$6.25  
Contact: Linda Doyle Newsletter Editor e-mail: [lindas-sewing-room@rogers.com](mailto:lindas-sewing-room@rogers.com) telephone: 613-521-9839 [days] or 613-733-4452 [evgs] mail: 2286 Prospect Avenue, Ottawa, ON K1H 7G4