



# Pieceful Times

APRIL 2009

Meeting  
MONDAY APR 6

7:30 PM

(7 PM Social & Refreshments)

St. Anthony's  
Soccer Club

St. Anthony Street  
(west side of Preston St.  
- just one block north of the  
Queensway/ 417)



Remember to bring your

- membership card
- name tag
- mug
- small change

**Guests welcome!**

(\$10 admission)

Next Meeting  
MONDAY MAY 4

## PROSE FROM THE CO'S — SPRING HAS SPRUNG

Spring is finally here—a season of renewal, refreshment, and yes, chocolate!

We find that the return of the sun and warmer temperatures at this time of year reawakens our inspiration and yen to create anew. Perhaps you feel it too—your creativity yawning and stretching, emerging from the cold and dark of winter.

Why not take advantage of this reawakened energy? Pull out one of your UFO's, give it another look, a new spin, and finish it—for yourself, a friend, or donate it to a favourite charity. Or sign up for a workshop to learn something new—there are several still available for this year.

Speaking of rich inspiration, Bethany Garner's trunk show at our April meeting promises to entice and entertain. Her fibre art is truly original, colourful and diverse, and we are very fortunate to have her share it with us. We consider her show to be our very own "creativity stimulus package"!

We look forward to seeing you at the meeting. Our Quilt Show Committee is hard at work on preparations for the show, and in particular would like to remind everyone who wishes to submit a quilt to please carefully follow the instructions included in the newsletter here, under the "Update" section and with the forms at the back. The April 6<sup>th</sup> meeting is the deadline for forms but photos can follow as late as April 15<sup>th</sup>. If you need help with photos, Heather Jarmyn will be taking pictures at the April meeting.

Next month: Katie P-M and the Quilt Show—Whoopie!!

Happy Easter, and Happy Spring!

**Eden & M-R**

### Inside this issue

2008/09 Committees	2
Program	2
At Home with Quilts	2
Baby Quilts	3
Membership	3
Quilt Show Update	3
Charitable Activities	4
Workshops	5
Block of the Month	7
Coming Events	10
Quilt Show	
Call for Entry	11
Categories	12
Entry Form	13
Membership Application	15

### SHOP OF THE MONTH



2679 Alta Vista Drive Ottawa ON K1V 7T5

613-521-9839

(Alta Vista Shopping Centre—Alta Vista Dr. & Bank St.)

Mon to Thur 10-5:30 • Sat 10-5:00

Fridays 'til 7:00 (except Jul & Aug)

Ottawa Valley Quilters' Guild

1430 Prince of Wales Dr., PO Box 38083 Ottawa ON K2C 1N0

Information about Guild policies, programs, etc. can be found in our Members' Guide available from the Membership Committee or on our website [www.ottawavalleyquiltersguild.org](http://www.ottawavalleyquiltersguild.org)

## GUILD EXECUTIVE

**Co-Presidents:** Eden Thurston (Progr.),  
Michèle-Renée Charbonneau (Admin.)  
president@OttawaValleyQuiltersGuild.org

**V.P. Programs:** Pat Amundrud  
vpprogram@OttawaValleyQuiltersGuild.org

**Co-V.P.s Administration:** Trudy Seliger,  
Liane Thiry-Smith  
vpadmin@OttawaValleyQuiltersGuild.org

**Secretary:** Carol Kerfoot

**Co-Treasurers:** Adeline Alkan, Deborah  
Bouck

**Past Co-Presidents:** Mary Pal, Kris Broadhead

**Program:** Vikki Zulpo, Alison Trantor  
program@OttawaValleyQuiltersGuild.org

**Workshops:** Shirley Bolduc, Margery  
Windover  
workshops@OttawaValleyQuiltersGuild.org

**Newsletter:** Linda Doyle  
newsletter@OttawaValleyQuiltersGuild.org

**Membership:** Suzanne Nelson, Carol Baker  
membership@OttawaValleyQuiltersGuild.org

**Quilt Show:** Albertina Pianarosa, Alice McKay  
quiltshow@OttawaValleyQuiltersGuild.org

**Archives:** Donna Nesbitt

**Baby Quilts:** Judy Black

**Block of the Month:** Carole Carraro, Lidia  
Walker

**Equipment:** Angèle Vanderlaan

**Library:** Carolyn Keates, Dianne Milks

**Magazines:** Mary Walsh, Jutta Hof, Lorrie  
Church

**Photographer:** Margaret Dunsmore

**Publicity:** Trudy Seliger, Fran Henderson

**Shop of the Month:** Maggie Fontana

**Social:** Sandy Rogan, Jo-Ann Raven

## PROGRAM

What judges look for when they walk through our Quilt Show next month to assess work for the various Guild Awards is what our guest speaker in **April** will tell us about. A fibre artist, quilter and teacher, **Bethany Garner** will share with us her secrets for creating and exhibiting award-winning quilts, and will give us tips and background on what judges look for.

Bethany is a member of the Fibreworks Kingston group and of the Kingston Fibre Artists. To top off this interesting and informative presentation, Bethany will be showing us a selection of her fantastic quilts and fibre art. This is an evening you won't want to miss!

Check out her website — [www.bethanygarner.com](http://www.bethanygarner.com) .

In **May** we have a presentation by American quilter extraordinaire, **Katie Pasquini Masopust**.

We welcome visitors, so be sure to tell your quilting friends about these exciting programs.

Vikki Zulpo and Alison Tranter, Programme



### "AT HOME WITH QUILTS"

At this point we need thinkers, not do-ers. We need to think about themes for houses (BTW we have one house volunteered!) so we can look for/prepare Quilted Items.

I had an inquiry from another Ontario Guild for information about our experience with a house tour! Somebody else reads our newsletter. So get on OUR bandwagon and help plan for September 2010. Contact Pat Amundrud or [vpprogram@ottawavalleyquiltersguild.org](mailto:vpprogram@ottawavalleyquiltersguild.org)



**We can make our guild stronger—if each member will step up and contribute, we all benefit!**

**The Guild needs YOU.** There are still several positions available on next year's committees, and we would like you to seriously consider stepping forward to fill a position. Watch for the "V" symbol throughout this newsletter for details and contact Kris at 613-831-6167 or Mary at [marybpal@gmail.com](mailto:marybpal@gmail.com) when you find the one that suits you best.



## BABY QUILTS

At the March meeting, another 24 baby quilts were collected. We have now donated 273 baby quilts to the Special Care Nursery at the Civic Hospital. These little quilts are a great first project for beginners. See me at the meeting if you need any help getting started. There are only three months left to donate baby quilts for this 2008-2009 year so please keep those quilts coming.

Thank you.

(Judy Black)

## MEMBERSHIP

Did you have a great quilting year with OVQG? Do you want to continue for next year? You'll find the 2009-2010 membership application form at the end of this newsletter. Once you've completed the form, and written your cheque (or collected your cash), you can either mail it, or bring it to the membership desk at the meeting. Enjoy!

(Suz Nelson)

## QUILT SHOW UPDATE

**If you are submitting a quilt for the show** please attach a 4-inch sleeve to the top of the back of your quilt, just below the binding. We have been advised that the larger quilts will hang better if the sleeve is split in two, with two to three inches left empty in the middle. That way, an extra tie can be added to support the weight of the quilt.

**All Mystery Quilts** will be displayed together at the show. There is no special category for Mystery Quilts, so please check the list of categories and assign the appropriate category to your entry.

Members should make sure that their entries are complete-- please include photos and ensure the insurance waiver is signed. Entries are to be received by April 6th; the photos are due by April 15th at the latest.

Heather Jarmyn will be available at the April 6th meeting to take photos of quilts to be entered, if members need assistance.

**Drop-off points** Quilted items may be dropped off at the following addresses from May 3<sup>rd</sup>-May 5<sup>th</sup>. Please call ahead to ensure there is someone available.

EAST: Joan Bechthold  
1883 Sharel Drive  
613-731-9584

SOUTH: Liane Thiry-Smith  
3358 Chilliwack Way  
613-523-1966

CENTRAL: Barb Cloutier  
#3-310 Breezehill Ave. S  
613-729-4872

WEST: Keitha Graham  
21 Medhurst Drive  
613-225-3742

KANATA: Chris Mitchler  
115 Insmill Cr.  
613-591-0717

**Machine Tune-ups:** Eric Simkins, who is one of the show vendors, has advised that he will be offering sewing machine tune-ups for \$40 at the show. Call for details: 1-800-667-2164.

### THE MINUTES

from the previous month's meeting are posted on the Bulletin Board. If you have any corrections, please see Carol Kerfoot.

### VP Programs



**Skills Required:** Be organized.  
Able to use email and phone.

**Basic Job:** Oversee and assist with Program, Workshops, BOM, Charity Quilts, Baby Quilts and Social. Contribute to executive decisions.

**Perks:** See and influence the program year.

**Thread F-X**  
MAGGIE FONTANA  
Phone: 613.821.0223  
Email: threadfx@rogers.com

## CHARITABLE ACTIVITIES— CHARITY QUILTS

The results of the questionnaire done two years ago indicated an interest in charity work. We want to build a strong program of charitable activities which meets your needs and expectations as Guild Members.

OUR EXISTING PROGRAM provides a large charity quilt made by the Guild which can only be raffled by an organization meeting the conditions specified on our Guild's website describing the charitable activities program ([www.ottawavalleyquiltersguild.org/charity](http://www.ottawavalleyquiltersguild.org/charity)). Also included within the charitable activities program is the ongoing premature baby quilt program. This aspect of the charitable activities program is running well and no modifications to it are proposed.

As a result of conversations with Guild Members and the lack of applications for raffle quilts, I would like to recommend that we modify the existing program to include quilt auctions in addition to raffles, and that the same conditions apply to both.

NEW ADDITION TO THE PROGRAM – as there is a willingness to do charity work, I suggest we donate our quilted work to interested and qualified organizations for their own or their clients' use. These would be one-off projects and would not necessarily respond to an on-going demand, nor would they be for auctioning or raffling purposes.

To date, there are four organizations that have shown an interest and their differing needs make for more interesting quilting work.

- Two long term care facilities who would like some Alzheimer lap quilts (Grace McNabb showed us a great example of such a lap quilt);
- Children's Aid Society would accept single quilts for foster children. These quilts would become the property of the foster child;
- Meals on Wheels would be interested in place mats for special occasions such as Easter or Thanksgiving (they already get lots for Christmas); and
- CHEO would accept quilts 36" X 40" or larger as a donation to patients.

If you have thoughts about expanding the existing charity quilt raffle program, or if you would like to sign up for the above charity quilt activities, please see me at the next meeting.

Based on your response, decisions will be made on future direction and workshops for the charity quilt program.

(Jane Roszell)



### **Workshops (helper):**

**Skills Required:** Be organized, be interested in learning.

**Basic Job:** Help set up and facilitate workshops/classes.

**Perks:** Get to sit in on some of the workshops. Get to know teachers and Guild Members in a fun environment.



[www.thecountryquilter.ca](http://www.thecountryquilter.ca)

## **QUILT APPRAISALS**

with  
**DIANE SHINK**

Wednesday, April 8

Registration Required – Call 613-838-5541

**Receive a written appraised  
“insurance” value that day.**

Good idea if entering your quilt in shows

## **WORKSHOPS**

Workshop Policy is posted on the website and bulletin board. Please read.

For more information please visit the workshop table or e-mail your question to workshops@OttawaValley-QuiltersGuild.org. Fees for non-OVQG members are given in brackets.

### **FROM PICTURE TO FIBRE ART**

**Instructor:** Cathy Breedyk Law

**Dates:** Three Saturdays, April 4, and 18 at Bell's Corners United Church, 3955 Richmond Rd  
and April 25<sup>th</sup> at Maki House, 19 Leeming Dr.

**Time:** 10:00 AM – 4:00 PM

**Class Fee:** \$110 (\$140) (for three-day workshop)

**Description:** In this class we will explore all of the ways that fibre can be used in projects. We will make a sample of every technique, including: couching, corded tree, 3-D leaves, yarn leaf with wash away stabilizer, ribbon leaf, trapunto, knitted leaf, beading, piecing, quilting for texture, embroidery, bobbin work, satin stitching, free motion embroidery and quilting, free motion lace, and some surprises as I am always working on new stuff. To finish the project you will be shown how to mount your piece on a wooden frame.

### **INNOVATION VERSUS TRADITION – exploring the quilt-making process**

**Instructor:** Bethany Garner

**Date:** Saturday, April 4<sup>th</sup> and Sunday April 5<sup>th</sup>, 2009 (10:00 AM – 4:00 PM)

**Location:** Running Stitch, 474 Hazeldean Road

**Class Fee:** \$50 (\$60)

**Description:** In this 2-day workshop, students will have the opportunity to complement and develop their basic quilt-making skills by learning the effective use, application and design potential of current innovative trends in the wide world of quilt making and textile design. Demonstrations, samples and hands-on study will illustrate the use of contemporary techniques through exploration and updating of the traditional LOG CABIN design, enabling students to create and construct original contemporary designs for wall and bed quilts. The Log Cabin will serve as the foundation to build upon, and students will develop numerous modern variations including curved geometric, patterning from straight-line piecing, optical illusions, and diamond, rectangular and triangular shaped blocks. Study of changes to scale, combining different blocks together and working with silks/embroidery concepts will be included. Using fabrics from the quilter's stash is wonderful. List of supplies list available with paid registration. Intermediate to advanced skills preferred.

Machine work involved.

Note: Purchase your supplies for this class at the Running Stitch and receive a 10% discount.

### **The Thread Talk**

**Instructor:** Anita Zobens, Superior Thread Educator (Canada)

**Date:** Saturday, November 14 (10:00 AM – 4:00 PM)

**Location:** TBD

**Class Fee:** \$50 (\$60)

**Kit Fee:** \$5.00

**Description:** Are you overwhelmed with choosing threads for your quilting projects? With so much variety available today it can be exciting but, at times, confusing. This presentation will enable you to make an informed decision. Students will learn about the different fibres and weights, how to choose the correct needle size and how to adjust the dreaded tension dial. We'll overcome our fear of metallic or specialty threads. Anita will tell us more about the 'dust bunnies' in our machine, where they come from and what to do about them. Threads will be available for purchase.

**NOTE:** The Katie Pasquini Masopust workshops scheduled for May 2nd and 3rd are full.

# Pumpkinseed Designs



Longarm Machine Pantographs  
(Lap to Twin size)

Short wait times

Contact  
Jocelyn Weidenhaupt  
(613) 591-3361

## Julee's Homecrafts

5502 Osgood Main St.  
Osgoode Village, ON  
613 -826-1243  
www.julees.ca • julees@sympatico.ca

Quilting • Beads • Books  
Patterns • Notions • Embellishments

Mon: 9:30 am—2:30 pm  
Tues-Fri: 9:30 am—5:30 pm  
Sat: 10:00 am—5:00 pm



## The Quilting Quarters

Fabric, Classes, Notions, Kits, Patterns  
Tin Lizzie 18 Home Longarm System  
Authorized JANOME Dealer

14 Industrial Dr  
Box 329, Almonte, ON  
K0A 1A0

613-256-4248  
quiltingquarters@bellnet.ca  
www.quiltingquarters.ca

### Library:



**Skills Required:** Be organized. Be able to lift heavy objects.

**Basic Job:** Bring books to meetings and keep track of borrowers.  
Purchase new books for the library.

**Perks:** Get to look for new books to add to the collection. Meet Guild Members.



*Frances O'Neill*  
Quilter

Fran's Quilting Services  
Workshops, Commissions, Private Instructions, Patterns

BY APPOINTMENT ONLY

60 Sparrow Way  
Ottawa, Ontario  
CANADA K1V 9H5

Tel: (613) 733-7865  
E-mail: franquilts@rogers.com  
Website: www.fransquilting.ca



### Original Custom Machine Quilting

*No wait times*

#### Quality Threads

*Sew like a dream*

#### Threads

Superior's Rainbow and Bottomline,  
Madeira's Supertwist, Polyneon, FS/20,  
Yenmet Metallic Threads

#### Wendy Foster

fosterwen@yahoo.ca  
Tel.: 613-830-5636

#### Needles

Schmetz Topstitch 90/14 and  
Double eye

## BLOCK OF THE MONTH – April 2009 “I Spy” a Nine Patch

---

Due May 2009

This clever variation on a Nine Patch block was presented as a Block of the Month for July 2008, on the Langley, BC, Quilters’ Guild website. We decided to pass it on to you (with some minor changes) as it’s quick, easy and a terrific way to get an interesting and instant “I Spy” quilt.

### **Fabric Requirements:**

**4 different brightly coloured “I SPY” fabrics** – fabrics with animals, objects, people, numbers, letters, shapes etc. etc. If you don’t have an assortment of motifs, just fussy cut what you do have to create some variety.

**4 different brightly coloured fabrics** – tone on tone or solid.

**1 very black fabric.**

### **Cutting directions:**

From each of the 4 “I Spy” Fabrics (A) fussy cut 1 square – 4.5” x 4.5”.


From each of the 4 coloured fabrics (B) cut 1 square – 4.5” x 4.5”.

From the black fabric (C), cut 1 square – 4.5” x 4.5”.

### **Sewing Directions:**

Make your Nine Patch block with the “I Spy” fabric (A) in the outside corners, the black fabric (C) in the middle, and Fabric (B) for the remainder. See Fig 1.


Fig 1



cont’d...


Cut your Nine Patch block in half, vertically and horizontally. See Fig 2.

Fig. 2



Rotate the top left square and the bottom right square so that the now smaller black squares are in the top left corner and the bottom right corner. The other squares maintain their position. See Fig 3.  
Sew together in pairs. Press the seam open. Sew together the “new” pairs. See Fig 3 again to assure the proper placement. The unfinished block will measure 12”x12”.

Fig 3



P.S.: Congratulations to Robin Tilsworth on winning last month’s 24 black and white circle blocks.



Fabrics ♦ Patterns ♦ Notions ♦ Sewing Machines  
♦ Classes ♦ Creative Ideas

**Authorized Pfaff and Singer Sewing Machine  
Store Hours Mon-Fri 10-5 Sat 9:30-4**

104 Elgin Street West, Arnprior ON  
Phone (613) 623-0500 Fax (613) 623-0434  
[www.sewinspired.ca](http://www.sewinspired.ca) E-mail: [info@sewinspired.ca](mailto:info@sewinspired.ca)



**Elaine Quehl  
Quilt Artist, Teacher, Dyer**

Workshops / Lectures / Private Lessons  
One of a kind hand-dyed fabrics

Now taking registrations for the 2009/2010 Art Quilt Series.

[www.equarelle.ca](http://www.equarelle.ca)

[equehl@hotmail.com](mailto:equehl@hotmail.com)

613-824-8050



*Offering a Full Range of Supplies  
for the Creative Quilter*

2211 St Joseph Blvd Orleans ON K1C 7C5  
613-834-3044 [www.quiltypleasures.ca](http://www.quiltypleasures.ca)

**Orleans ... It's Not as Far as You Think**



**Aunt Beth's Quilt World**

3217 Navan Road,  
613-837-6222  
[Auntbeth@rogers.com](mailto:Auntbeth@rogers.com)

Open Saturdays 9:30—4:00  
Other times by chance or appointment.  
Don't be shy!!

— 'Quilts' A gift of warmth —



**Photographer**

**Skills Required:** Able to take digital photos and be able to e-mail them or put them on CD.

**Basic Job:** Take photos at Guild meetings and events.

**Perks:** Have an excuse to get up close to great quilts.

**Barb Gillespie  
Quilter**



**CHERRY TREE QUILTS**

**Longarm Machine Quilting**

**&**

**Custom Made Quilts**

*By appointment only*

613-823-7094

Ottawa ON

K2J 4L2

[cherrytreequilts@magma.ca](mailto:cherrytreequilts@magma.ca)

## COMING EVENTS

### April

**13-18** “Machine Quilters’ Exposition 2009”  
Competition, exhibition, classes and vendors  
Radisson Hotel, Manchester NH  
INFO: [www.mqxshow.com](http://www.mqxshow.com)

**25-26** “Quilts in the Garden” Royal Botanical  
Gardens, Burlington. Presented by the Halton  
Quilters’ Guild. Traditional contemporary and  
art quilts, workshops, demos, vendors, restaurant.  
Admission \$6 includes RBG greenhouse.  
INFO: [dwanner@quiltsinthegarden.com](mailto:dwanner@quiltsinthegarden.com)

### May

**8-10** “2009 Festival Of Quilts” presented by the  
Ottawa Valley Quilters’ Guild, RA Centre, Riverside  
Dr. Ottawa. Quilt Show, Artists in Residence, Mer-  
chants’ Mall, and much, much more.  
INFO: [www.ottawavalleyquiltersguild.org](http://www.ottawavalleyquiltersguild.org).

**10-18** “Quilt of Belonging” Cornwall Civic Complex,  
100 Water Street East, Cornwall, Ontario  
Free admission.  
INFO: [www.quiltofbelonging.ca](http://www.quiltofbelonging.ca).

**9 to August 31** The 2009 Grand National Invitational  
Quilt Exhibition opens at a new location — The Joseph  
Schneider Haus, 466 Queen St. Kitchener, ON. This  
mini-Grand National will feature fabulous postcard  
quilt art and everyone is invited to send a card (4”x 6”).  
Postcards must be received by April 1st and every card  
will be displayed.  
INFO: [www.grandnationalquiltshow.ca](http://www.grandnationalquiltshow.ca)

**19-27** 1000 Islands 1000 Stitches Seminar 2009  
Plus Needle Arts Forum, St. Lawrence College  
Kingston, ON. Classes, Exhibit, Merchants  
INFO: [crone@kingston.net](mailto:crone@kingston.net), [sallywalsh@sympatico.ca](mailto:sallywalsh@sympatico.ca)  
[www.eac.ca](http://www.eac.ca)

**26-30** Quilt Saskatchewan 2009, Saskatoon SK,  
presented by The Canadian Quilters Association.  
INFO: [www.canadianquilter.com](http://www.canadianquilter.com)

**26-30** Quilt & Fibre Art Festival, Waterloo Region  
and Beyond, Ontario. Quilts, trunk shows, guest artists,  
shopping. Various locations.  
INFO: [www.stjacobs.com](http://www.stjacobs.com)

### June

**11-14** Figurative Artists Consortium—A Doll Makers  
Conference. Displays, demos, vendor market, auction  
and raffles. Algonquin College, Ottawa, Ontario  
INFO: [www.figurativeartistsconsortium.com](http://www.figurativeartistsconsortium.com)

### August

**7-9** “Quilts on the Tay” presented by the Lanark  
County Quilters Guild, St. John High School,  
Perth  
INFO: Helga Zimmerly 613-267-5222.

### **Special Events**



**Skills Required:** Be organized and friendly.

**Basic Job:** Organize and run a small display of quilts at Upper Canada Village. Run the Guild raffle.

**Perks:** Meet loads of people, both inside the Guild and out.

### NEWSLETTER SUBMISSIONS

All submissions must be received by midnight on the 20th of each month. E-mail submissions are preferred. Space permitting, Guild members may submit non-commercial, quilting-related advertisements or notices at no charge—maximum 2 per year. Commercial Advertising Rates: Full page—\$50.00; 1/2 page—\$25.00; 1/4 page or Business Card Plus—\$12.50; Business Card—\$6.25

Contact: Linda Doyle Newsletter Editor E-mail: [lindas-sewing-room@rogers.com](mailto:lindas-sewing-room@rogers.com) Telephone: 613-521-9839 (days) or 613-733-4452 (evgs) Mail: 2286 Prospect Avenue, Ottawa, ON K1H 7G4

## OVQG Festival of Quilts 2009

### Call for Entry

The OVQG's "Festival of Quilts" show will be held May 8, 9, and 10, 2009 at the RA Centre, 2451 Riverside Drive, Ottawa. All members are invited to display a maximum of 3 pieces of work. We encourage every member's participation in the form of quilts, wall hangings, miniatures, art quilts and wearables. All entries will be judged and rosettes (1<sup>st</sup>, 2<sup>nd</sup> and 3<sup>rd</sup> place) will be awarded for Viewers' Choice and for Merit. Individual written critiques (\$10 each, prepaid at registration) are available. These critiques are strictly voluntary and for your own use.

#### **Rules for Entry:**

1. All entrants must be current OVQG members and must have worked on the entry. The entry must not have been shown at a previous OVQG show.
2. Sew a four inch sleeve (finished size) to the back top of your entry..
3. A fabric square with your name, address, telephone number, title and size of your entry must be sewn to the bottom corner of the back of each piece.
4. Drop off points for the quilts, prior to the show, will be published in the April and May newsletters.
5. Please respect copyright laws and credit the source of your inspiration or pattern. If your entry was made in a class, please credit the teacher.

#### **To Enter:**

1. An Entry Form (see Newsletter/Website) must be completed for each piece.
2. A colour photo of your entry must accompany each Entry Form. If your entry is not ready to be photographed at the time of your submission, we will accept photos up to April 15 at the very latest.
3. A signed copy of the insurance waiver must be submitted for each entry.
4. If a written critique is requested, enclose the \$10 fee (cheque to OVQG).
5. Send all of the above to:

Joan Dorsay, 189 Island Park Drive, Ottawa, Ontario, K1Y 0A3  
[joan.dorsay@rogers.com](mailto:joan.dorsay@rogers.com)

Entries may also be submitted at the February 2<sup>nd</sup>, March 2<sup>nd</sup> and April 6<sup>th</sup> 2009 Guild Meetings.

Should you wish, you may submit your entry forms and photos online and provide a signed copy of the waiver form separately.

**Deadline for Entry Forms:** April 6, 2009

The Quilt Show Committee reserves the right to reassign entries to other categories.

For further information:

#### **Festival of Quilts 2009**

<b>Co-Chairs:</b>	Alice McKay	<a href="mailto:ahmckay@rogers.com">ahmckay@rogers.com</a>	613-236-5660
	Albertina Pianarosa	<a href="mailto:appianarosa@yahoo.ca">appianarosa@yahoo.ca</a>	613-733-1519
<b>Registrar:</b>	Joan Dorsay	<a href="mailto:joan.dorsay@rogers.com">joan.dorsay@rogers.com</a>	613-729-3640

#### **OVQG Festival of Quilts, 2009—Information regarding insurance**

In keeping with the practices of other guilds, such as the Common Threads Quilt Guild, as well as the Canadian Quilters' Association, the OVQG will not provide insurance for the quilts entered in the 2009 show.

While the OVQG, its organizers and volunteers will take every precaution to protect all quilts and quilted items during the quilt show, entrants should ensure that their items are covered for the show under their personal household policies.

Entrants will be required to sign the waiver at the bottom of each entry form.

## QUILT SHOW CATEGORIES FESTIVAL OF QUILTS--2009

1. **Bed - Pieced, Hand Quilted**  
Pieced or mainly pieced and quilted by hand. Perimeter greater than 240”.
2. **Bed – Pieced or Appliquéd Track System/Long Arm Machine Quilted**  
(Whole Cloth quilts are included in this category.) Quilted by a Track System or Long Arm Machine. Perimeter greater than 240”.
3. **Bed – Appliquéd, Hand Quilted**  
(Whole Cloth quilts are included in this category.) Appliquéd or mainly appliquéd and quilted by hand. Perimeter greater than 240”.
4. **Bed – Any Technique, Domestic Sewing Machine Quilted**  
(Whole Cloth quilts are included in this category.) Pieced and/or appliquéd by hand or machine, and quilted on a domestic sewing machine. Perimeter greater than 240”.
5. **Small Bed – Any Technique**  
This category covers any small bed quilts, such as crib quilts, lap quilts or smaller size junior quilts. Maximum perimeter 240”.
6. **Small Wall Hanging**  
This category includes quilts made from published quilt patterns or based on traditional style patterns and sets. Any technique may be used. Maximum perimeter 170”.
7. **Large Wall Hanging**  
This category includes quilts made from published quilt patterns or based on traditional style patterns and sets. Any technique may be used. Perimeter greater than 170”.
8. **Miniature**  
Must have overall patterns that reflect reduced scale and miniaturization. Individual blocks within the quilt should be no larger than 4” square. Maximum perimeter 72”.
9. **Art Quilt**  
These quilts must be of original design by the maker, and may be abstract or pictorial in nature. Any technique may be used. May be any size.
10. **Wearable -** Wearable garments which include quilting. Any technique may be used.
11. **Challenge – “The Northern Spirit”**
12. **Group Display** – Quilts or wall hangings made by a group-for display only (no ribbons)

### **Special note re hanging the quilts.**

Please attach a 4 inch sleeve to the top of the back of your quilt, just below the binding. We have been advised that the larger quilts will hang better if the sleeve is split in two, with two to three inches left empty in the middle. That way, an extra tie can be added to support the weight of the quilt.

**OVQG FESTIVAL OF QUILTS - 2009**

**MAY 8, 9, 10 2009**

**ENTRY FORM**

To assist your Quilt Show Committee to prepare a detailed programme for the show, **please complete this form for each entry** and return it during the Guild meeting on February 2<sup>nd</sup>, March 2<sup>nd</sup> or April 6<sup>th</sup>, e-mail, or mail to the address given below by April 6, 2009. A signed copy of the insurance waiver is required for each entry.

Joan Dorsay  
189 Island Park Drive  
Ottawa, ON  
K1Y 0A3  
Phone: (613) 729-3640  
joan.dorsay@rogers.com

**NOTE: Registrations submitted after the April 6th deadline will NOT be accepted.  
A colour photo of your entry must be submitted by April 15<sup>th</sup> at the very latest.  
A signed copy of the insurance waiver is required for each entry.  
Include the \$10 fee (cheque to OVQG) if you are requesting a written critique.**

**Quilt Maker:** \_\_\_\_\_ **Quilted By:** \_\_\_\_\_

**Address:** \_\_\_\_\_

**City:** \_\_\_\_\_ **Province:** \_\_\_\_\_

**Postal Code:** \_\_\_\_\_ **Phone:**(\_\_\_\_\_) - \_\_\_\_\_

**E-Mail:** \_\_\_\_\_

**Title of Entry:** \_\_\_\_\_

**Size (in inches): Width:** \_\_\_\_\_ **Length:** \_\_\_\_\_

**Date Completed:** \_\_\_\_\_

**Category #:** \_\_\_\_\_ (Please see Newsletter or Website for a detailed description of each category)

**Is the entry for sale?** \_\_\_\_\_ **Sale price** \_\_\_\_\_

**Do you give permission for your entry to be photographed?** \_\_\_\_\_ Yes \_\_\_\_\_ No

**Do you want a written critique of your entry? (\$10.00 charge)** \_\_\_\_\_ Yes \_\_\_\_\_ No

**\*The Quilt Show Committee reserves the right to reassign pieces to other categories.**



## Ottawa Valley Quilters' Guild 2009-2010 Membership Application

The Membership Year runs from July 1, 2009 to June 30, 2010 and includes:

- 9 great meetings from September to December and February to June;
- e-mail notification of new issue of "The Pieceful Times";
- access to our library of quilting books and magazines;
- preferential rate on OVQG workshops;
- discounts at many regional shops of interest to quilters; and
- participation in our bi-annual Quilt Show.

For details, please visit the OVQG website: [www.OttawaValleyQuiltersGuild.org](http://www.OttawaValleyQuiltersGuild.org)

Please complete ALL sections and BOTH pages of the Membership Form.

Please check one:                      Renewal                       New Member

PLEASE PRINT:

Last Name: \_\_\_\_\_ First Name: \_\_\_\_\_

Address: \_\_\_\_\_

City : \_\_\_\_\_ Prov. \_\_\_\_\_ Postal Code: \_\_\_\_\_

Contact Phone: \_\_\_\_\_

Contact E-mail: \_\_\_\_\_

Please notify the Membership Committee of any changes.

**MEMBERSHIP DIRECTORY:** In response to requests from the Membership, a Membership Directory will be distributed to all OVQG members in November '09. In accordance with privacy legislation, please indicate if you DO NOT wish to be included. The Membership Directory will include your name, address, city, postal code, and contact phone and e-mail.

I DO NOT wish to be included in a Membership Directory

**NEWSLETTER:** "The Pieceful Times" is published nine times a year and is available on the website. Its availability is announced to members by e-mail. At an additional cost of \$20, members may receive a hard copy by mail.

Payment:

Annual fee (\$35):                      \$ 35

Newsletter by mail (\$20):           \$ \_\_\_\_  
free on website)

TOTAL \$ \_\_\_\_ cash  cheque

... continued

## GUILD SURVEY

*It is expected that all members will support the Guild and its Executive by volunteering time and expertise to support the activities of the Guild. We all have talents that can benefit the Guild. Do let us know how you are best able to contribute to making the Guild an organization of which you can be proud.*

### A. Quilting Programs

*It is our goal to have programs and workshops to challenge every Guild member, and for that reason we need some indication of your quilting ability, experience and interests so as to best serve YOU.*

**Please check one:**

- Beginner** (still learning basic skills)
- Advanced Beginner** (mastered basic skills, entered quilted work in shows)
- Intermediate** (learning advanced skills, regularly show quilts)
- Knowledgeable expert** (mastered advanced skills, quilt for income, won awards)

Are there aspects of quilting you would like to learn more about? What are they?

---

Are there workshops, speakers or programs you would like the Guild to sponsor? What, or who, are they?

---

Are there quilting techniques or projects you can demonstrate to others? What are they?

---

### B. Guild Committees

*To provide continuity to our programs and services, the Guild asks that you indicate to what degree and in what capacity you are able to contribute to the Guild in 2009-2010.*

**At Home with Quilts  
Charity Quilts  
Magazines  
Photographer  
Social  
Website (content)**

**Baby Quilts  
Equipment  
Membership  
Program  
Special Events  
Workshops**

**Block-of-the-Month  
Library  
Newsletter  
Publicity  
Telephone/e-mail  
Volunteer coordinator**

First choice: \_\_\_\_\_

Second choice: \_\_\_\_\_

**Thank you for your part in making OVQG a friendly, vibrant and inspiring organization.**

**Date:** \_\_\_\_\_ **Signature:** \_\_\_\_\_

**Please mail to:  
OVQG,  
c/o Carol Baker,  
205 Castlegarth Cr., Ottawa, ON, K2J 5N5**