



# Pieceful Times

MAY 2009

Meeting  
MONDAY MAY 4  
7:30 PM

(7 PM Social & Refreshments)

St. Anthony's  
Soccer Club

St. Anthony Street  
(west side of Preston St.  
directly north of the  
Queensway/ 417)



Remember to bring your

- membership card
- name tag
- mug
- small change

**Guests welcome!**

(\$10 admission)

Next Meeting  
MONDAY JUNE 1

## PROSE FROM THE CO'S – The Marvelous Month of May!



Well, it's finally here! Our marvellous and massive month of May. There's so much going on this month for the Guild that our heads are spinning. First, there are the workshops with Katie Pasquini Masopust. And then she joins us for our May meeting. Be prepared to be awed and inspired by this talented quilt artist.

Then, as if that weren't enough, there's our Quilt Show! We're so excited we can hardly wait to see all of your fabulous quilts up for display in the new venue. The colours, the fabric, the designs, the stitching – aaah, a true feast for the eyes and spirit! Encourage your families (great Mother's Day outing!), friends, neighbours, heck, even random strangers on the street to check out our show. They will not regret it.

We personally can't think of a more perfect month – quilts and quilting pretty much everywhere you turn!  
(M-R and Eden)

### Inside this issue

2008/09 Committees	2
Program	2
At Home with Quilts	2
Baby Quilts	2
Quilt Show Update	3
Workshops	4
"Quilting Pieces"	5
Quilt Tour	5
Block of the Month	6
Annual Reports	
Program	9
Administration	11
Coming Events	12

### SHOP OF THE MONTH

#### Yarn Forward & Sew-On

581 Bank Street 613-237-8008 [www.yarnfwd.com](http://www.yarnfwd.com)

**For all your needlecraft supplies and Husqvarna Viking and Singer  
Sewing machines and sergers**

Hours: Monday, Tuesday, Wednesday, and Friday - 10 a.m. to 6 p.m.

Thursday - 10 a.m. to 9 p.m.

Saturday - 9 a.m. to 5 p.m.

Sunday - Noon to 5 p.m.

—Encouraging your Creativity—

Ottawa Valley Quilters' Guild

1430 Prince of Wales Dr., PO Box 38083 Ottawa ON K2C 1N0

Information about Guild policies, programs, etc. can be found in our Members' Guide available from the Membership Committee or on our website [www.ottawavalleyquiltersguild.org](http://www.ottawavalleyquiltersguild.org)

## GUILD EXECUTIVE

**Co-Presidents:** Eden Thurston (Progr.),  
Michèle-Renée Charbonneau (Admin.)  
president@OttawaValleyQuiltersGuild.org

**V.P. Programs:** Pat Amundrud  
vpprogram@OttawaValleyQuiltersGuild.org

**Co-V.P.s Administration:** Trudy Seliger,  
Liane Thiry-Smith  
vpadmin@OttawaValleyQuiltersGuild.org

**Secretary:** Carol Kerfoot

**Co-Treasurers:** Adeline Alkan, Deborah  
Bouck

**Past Co-Presidents:** Mary Pal, Kris Broadhead

**Program:** Vikki Zulpo, Alison Trantor  
program@OttawaValleyQuiltersGuild.org

**Workshops:** Shirley Bolduc, Margery  
Windover  
workshops@OttawaValleyQuiltersGuild.org

**Newsletter:** Linda Doyle  
newsletter@OttawaValleyQuiltersGuild.org

**Membership:** Suzanne Nelson, Carol Baker  
membership@OttawaValleyQuiltersGuild.org

**Quilt Show:** Albertina Pianarosa, Alice McKay  
quiltshow@OttawaValleyQuiltersGuild.org

**Archives:** Donna Nesbitt

**Baby Quilts:** Judy Black

**Block of the Month:** Carole Carraro, Lidia  
Walker

**Equipment:** Angèle Vanderlaan

**Library:** Carolyn Keates, Dianne Milks

**Magazines:** Mary Walsh, Jutta Hof, Lorrie  
Church

**Photographer:** Margaret Dunsmore

**Publicity:** Trudy Seliger, Fran Henderson

**Shop of the Month:** Maggie Fontana

**Social:** Sandy Rogan, Jo-Ann Raven

**Website Coordinator:** Barb Cloutier

## THE MINUTES

from the previous month's meeting are posted on the Bulletin Board. If you have any corrections, please see Carol Kerfoot.

## PROGRAM

The **Katie Pasquini Masopust** weekend is imminent! We trust all of you who have signed up for workshops are excited about learning from such a talented artist. Katie's presentation to our Guild is entitled "Painting with Cloth". This slide lecture will show her development from early painting through to traditional quilts up to the present contemporary wall hangings. She will show early traditional quilts, Mandalas, three-dimensional quilts, isometric quilts, fractured landscape quilts and her new Ghost Layer plus colour washes. She will include inspirations, funny stories, mistakes and foul ups, and design techniques. A question and answer period will follow.

Katie is a dynamic speaker, author of many books, and a top award winner, including two Best of Shows at the Houston Quilt Festival as well as a Best of Show at the Pacific International Show. She has won firsts and seconds at the AQS show, and a People's Choice award at the Quilt National. Her quilt, Rio Hondo, was included in the "100 quilts of the 20<sup>th</sup> Century". I know you will be wowed by this talented woman.

June's programme will be a trunk show of our own Festival of Quilts award winners. Now you'll get the opportunity to see the face behind each fabulous creation!

We will also have **JC's Mobile Sharpening Service** available from 6:30 to 7:00 pm at the meeting if you wish to have scissors, pinking shears, rotary blades or other items sharpened that night. Check out John's website for prices. [www.sharpeningshoppe.com](http://www.sharpeningshoppe.com) For this night, taxes are included! NB Although not listed, John does sharpen rotary blades for \$3.00.

And don't forget the Summer Challenge: "Desperate Times Call for Desperate Measures". Kits for this will be available at the May and June meetings. \$10 cash please.  
(Vikki Zulpo, Alison Trantor)

## "AT HOME WITH QUILTS"

Interested in learning about the house tour and what's involved? Meet before the May meeting at 6:45 (You can stake out your seat for the wonderful program.) We already have a possible house and some theme suggestions.  
(Pat Amundrud)



## BABY QUILTS

In April thirty-five baby quilts were donated to the Rich Little Special Care Nursery at the Civic Hospital. So far this year we have donated 308 baby quilts. Last year's total was 363. Thank you ladies. Keep those baby quilts coming. There will be a display of baby quilts at the Festival of Quilts before going on to warm a baby and comfort a family.

Thank you for your continued support.  
(Judy Black)

## QUILT SHOW UPDATE

### **Drop off your quilts**

#### **Before you drop off your quilts, please note:**

- All quilts, no matter the size, must have a sleeve attached or they will not be accepted.
- A fabric square with your name, address, telephone number, title and size of your quilt must be sewn to the bottom corner of the back of each piece.

Quilted items may be dropped off at the following addresses from May 3<sup>rd</sup>-May5<sup>th</sup>. Please call ahead to ensure there is someone available.

Please note: As we mentioned at the April meeting, we are not able to accept your quilts at the May 4<sup>th</sup> meeting of the Guild nor at the RA Centre on May 7<sup>th</sup>.

EAST: Joan Bechthold  
1883 Sharel Drive  
613-731-9584

WEST: Keitha Graham  
21 Medhurst Drive  
613-225-3742

SOUTH: Liane Thiry-Smith  
3358 Chilliwack Way  
613-523-1966

KANATA: Chris Mitchler  
115 Insmill Cr.  
613-591-0717

CENTRAL: Barb Cloutier  
#3-310 Breezehill Ave. S  
613-729-4872

#### **VOLUNTEERS STILL NEEDED FOR THE FOLLOWING SHIFTS**

- Saturday—2 people for each of the following **White Glove shifts:** 10:00 to 12:30, 12:30 to 3:00, 3:00 to 5:00
- Sunday —2 people for each of the following **White Glove shifts:** 10:00 to 1:00, 1:00 to 4:00
- Sunday —5 or more people to do take down at 4 pm. When you come to pick up your quilts, could you **please** give us an hour to help with taking down the quilts. The more people we have the faster you will get your quilt.

#### **REMINDER TO QUILT SHOW VOLUNTEERS**

- Please arrive 15 minutes before your shift or earlier and register if you wish to see the show before your shift.
- Dress code is black or dark pants and white shirt or sweater, bring your name tag, your own snacks and drinks if desired and wear comfortable shoes.
- The lounge will be monitored to allow a place to leave some of your items.
- We suggest you do not leave your purse in the lounge. Instead, put your necessary personal items in a small purse that can be put over your shoulder or in your pocket.

The Guild appreciates your participation. Thank you very much.  
(Lynn Ruff and Jennifer Eastham)

# WORKSHOPS

Workshop Policy is posted on the website and bulletin board. Please read.

For more information please visit the workshop table or e-mail your question to workshops@OttawaValley-QuiltersGuild.org. Fees for non-OVQG members are given in brackets.

## My Favourite Things **NEW!!**

**Instructor:** Mary Pal **Choice of afternoon or evening class**

**Date:** Wednesdays, Sept. 9<sup>th</sup>, Oct. 14<sup>th</sup>, Nov. 11<sup>th</sup>, Dec. 9<sup>th</sup>, 2009 and January 13<sup>th</sup>, 2010

**Time:** 2:00 PM – 4:00 PM or 6:30 PM – 8:30 PM

**Location:** Canadian Beading Supply, 190 Colonnade Road South (behind Wool-Tyme)

**Class Fee:** \$50.00 (\$60)

**Description:** This class is part art quilt, part story-time, part technique demo, and part sharing ideas with others. From September to January, we will meet once a month for two hours and between classes you will work on a wall-hanging shaped like a house. Each class will begin with a cup of tea, a discussion of the challenges the artwork presented the previous month, sharing your work in progress, exchanging ideas on how to express your purpose, demos of techniques to add to your repertoire and then quiet handwork while we listen to episodes of a five-part short story. The story tells the tale of an older woman who is faced with some frustrating life circumstances. She will be working on the same project you are: a house-shaped art quilt depicting her favourite things. Your house will be a one-of-a-kind artwork depicting things that bring you happiness: yours might be a garden home, a birdhouse, a seashore cottage or even a cat house! Each month our protagonist will encounter the same challenges you do and together we will overcome these challenges. After discussing various ways to approach your "vision," you will have a whole month to work on your piece at home. The fifth class will be a potluck where the finished pieces are unveiled and the story is finished. The best part is that there is no pattern and no right or wrong way to complete this piece – it is intended for all levels of quilters, from beginner to advanced, whether this is your first art quilt or your fiftieth, and any and all techniques are encouraged.

## Beginners' Quilt Class **NEW!!**

**Instructor:** Beth Cameron


**Date:** Tuesdays, September 22<sup>nd</sup>, October 20<sup>th</sup> and November 17<sup>th</sup>

**Time:** 7:00 – 9:00 PM

**Location:** TBD

**Class Fee:** \$50.00 (\$60)

**Description:** "I Spy" Quilt



Come to this workshop to learn to make an easy "I Spy" block child's quilt using 3.5" squares. Each block will be of a different novelty fabric (fabric with a "picture"- animal, vegetable or other object). If you are a beginner, Beth will teach you what to do from square one; others will have a bit of a refresher but with the added benefit of a fabric exchange. By pooling our novelty fabrics, we will each get a wider variety and be able to save on costs as well. We will be doing what quilters do best: sharing and pooling resources.

## The Thread Talk

**Instructor:** Anita Zobens, Superior Thread Educator (Canada)

**Date:** Saturday, November 14th

**Time:** 10:00 AM – 4:00 PM)

**Location:** TBD

**Class Fee:** \$50 (\$60)

**Kit Fee:** \$5.00

**Description:** Are you overwhelmed with choosing threads for your quilting projects? With so much variety available today it can be exciting and, at times, confusing. This presentation will enable you to make an informed decision. Students will learn about the different fibres and weights, how to choose the correct needle size and how to adjust the dreaded tension dial. We'll overcome our fear of metallic or specialty threads. Anita will tell us more about the 'dust bunnies' in our machine, where they come from and what to do about them. Threads will be available for purchase.



## The Quilting Quarters

Fabric, Classes, Notions, Kits, Patterns  
Tin Lizzie 18 Home Longarm System  
Authorized JANOME Dealer

14 Industrial Dr  
Box 329, Almonte, ON  
K0A 1A0

613-256-4248  
quiltingquarters@bellnet.ca  
www.quiltingquarters.ca

## Reminder: Katie Pasquini Masopust Workshops

'Composition Workshop'

Date/Time: Saturday, May 2nd (9:30 AM - 4:00 PM)

Location: Bell's Corners United Church,  
3955 Richmond Rd. Nepean

'Value Workshop'

Date/Time: Sunday, May 3rd, (9:30 AM - 4:00 PM)

Location: Maki House, 19 Leeming Dr. Nepean



dragonfly fabrics  
for fashion and quilting

2679 Alta Vista Drive Ottawa ON K1V 7T5  
613-521-9839

(Alta Vista Shopping Centre—Alta Vista Dr. & Bank St.)

Mon to Thur 10-5:30 • Sat 10-5:00

Fridays 'til 7:00 (except Jul & Aug)



## QUILTING PIECES

The Mississippi Valley Textile  
Museum and the Valley Players of  
Almonte are co-producing a play called

'*Quilting Pieces*' as part of their annual Fibre Fest,  
September 10-13, 2009.

The play presents stories about quilts and quilters,  
woven together with music and references to quilting in  
the Ottawa Valley—past and present. Written by one  
of our Members, Barbara Robertson and her sister,  
Elizabeth Corewin, this play was produced in South-  
western Ontario last year to sold-out audiences.  
Barbara will have tickets for sale at our June meeting.

Barb Gillespie  
Quilter



**CHERRY TREE QUILTS**

Longarm Machine Quilting  
&  
Custom Made Quilts

By appointment only

613-823-7094

Ottawa ON

K2J 4L2

cherrytreequilts@magma.ca

## QUILT TOUR!



Regina McCarthy, of the tour company  
McCarthy's Party in St. John's, New-  
foundland, is organising a Quilt Tour  
of Newfoundland from September 28th to October 6th  
(nine days). You will see the scenic sights such as Gros  
Morne Park and visit many quilt groups, as well as  
Conche, the place where a 200-foot-long tapestry is being  
embroidered depicting the history of Newfoundland. Re-  
gina is well informed as she is a quilter herself and appar-  
ently very entertaining too! This is the company that did  
the tours for CQA last year. For more information go  
tonfldinfo@mccarthyparty.com. I will bring detailed  
information to the next OVQG meeting if you are  
interested.

(Bev Hastings)

## Block of the Month - May 2009 Scrappy Stars

For June Meeting

Summer is coming slowly, but it will get here eventually, and when it does, we will be able to sit outside on a warm evening under a clear star-lit sky, sipping our favorite beverage. We can bring those twinkling summer stars inside to enjoy any time of the year with this scrappy 8-pointed-star block, preferably with each star point made up in a different colour because with more variety these stars will indeed sparkle. This block was adapted from a pattern which appeared in *Traditional Quilter* (Nov. 1998).

**Fabric Requirements:** For the star strips (B & C) use an assortment of batiks, tone-on-tone or solids in medium and dark values; also for the triangle square (A).

For the Background pieces (Bg1 and Bg2) choose a tone-on-tone white.

**Cutting Directions:** Cut 4 rectangles (B) 2"x3.5". Cut 4 rec. (C) 2"x5". Cut 2 squares (A) 4"x4"  
For the background - from the white fabric, cut 8 squares (Bg1) 2"x2". Cut 2 squares (Bg2) 4"x4"

### Sewing Directions:

On the back of all 8 Bg1 squares mark a diagonal line.

**For Unit B (short star-point).** Place a Bg1 square on the top of unit B so that the marked diagonal line goes from top left to bottom right. See Fig.1. Sew along the diagonal line. Trim leaving a 1/4" seam and flip up. Press towards the dark. **Repeat 3 more times.**

Fig. 1

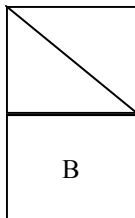


Fig. 2

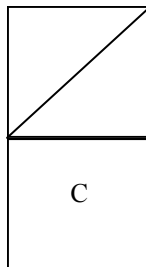
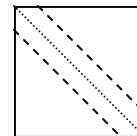


Fig. 3



**For Unit C (long-star point).** Place the Bg1 square on the top of unit C so that the marked diagonal line goes from the top right hand side to the bottom left hand side. See Fig. 2. Sew as in Unit B.

**Repeat 3 more times.**

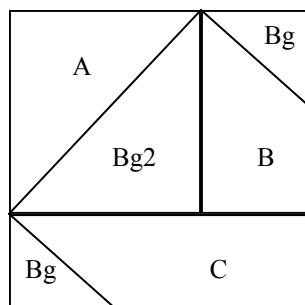
**For Unit A** (triangle square—comprised of colour and white background fabric).

Mark a diagonal line on the back of both (bg2) squares. With right sides together, place on top of each 4" coloured square. Sew a 1/4" seam on both sides of the diagonal line as in Fig.3. Cut on the diagonal line. Press the seam to the dark side.

Trim each of the four squares to a 3.5" square.

Sew Unit B to the right-hand side of Unit A /Bg2 with the star point up. Sew Unit C to the bottom of A and B (with the star point on the left hand side). This will form  $\frac{1}{4}$  of the star block and should measure 5"x5".  
**See Fig. 4 for the correct placement.**  
**Repeat 3 more times.**

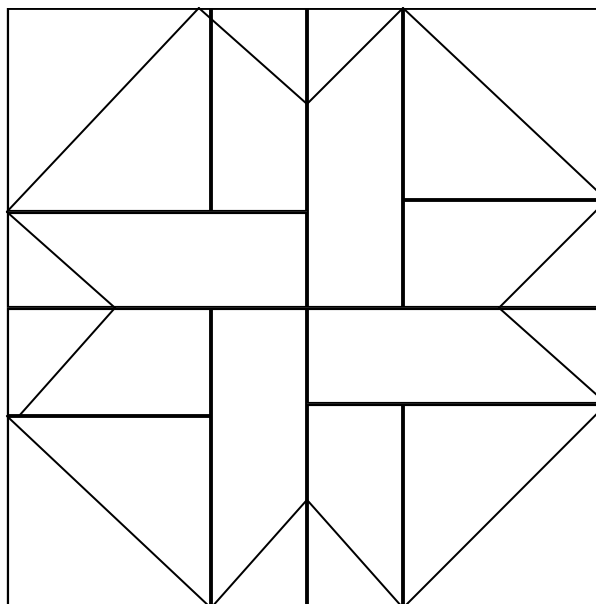
Fig. 4



Sew the units together. First in pairs, then join the paired pieces. The coloured triangles should be in the four outside corners of the block and will create a secondary pattern of four patches when all the star blocks are assembled in a quilt. **See Fig.5 for the general placement of the unit in Fig.4.**

The completed scrappy star block should measure 9.5"x9.5" unfinished.

Fig. 5



Congratulations to Heather Jarmyn and Evelyn Power Reid who each took home 12 kimono blocks last month.




*Frances O'Neill*  
Quilter

Fran's Quilting Services  
Workshops, Commissions, Private Instructions, Patterns

BY APPOINTMENT ONLY

60 Sparrow Way  
Ottawa, Ontario  
CANADA K1V 9H5  
Tel: (613) 733-7865  
E-mail: [franquilt@rogers.com](mailto:franquilt@rogers.com)  
Website: [www.fransquilting.ca](http://www.fransquilting.ca)



**Aunt Beth's Quilt World**

3217 Navan Road,  
613-837-6222  
[Auntbeth@rogers.com](mailto:Auntbeth@rogers.com)

Open Saturdays 9:30—4:00  
Other times by chance or appointment.  
Don't be shy!!

— 'Quilts' A gift of warmth —

**Pumpkinseed  
Designs** 

Longarm Machine Pantographs  
(Lap to Twin size)

Short wait times

Contact  
Jocelyn Weidenhaupt  
(613) 591-3361



Fabrics ♦ Patterns ♦ Notions ♦ Sewing Machines  
♦ Classes ♦ Creative Ideas

Authorized Pfaff and Singer Sewing Machine  
Store Hours Mon-Fri 10-5 Sat 9:30-4

104 Elgin Street West, Arnprior ON  
Phone (613) 623-0500 Fax (613) 623-0434  
[www.sewinspired.ca](http://www.sewinspired.ca) E-mail: [info@sewinspired.ca](mailto:info@sewinspired.ca)



Wendy Foster  
[fosterwen@yahoo.ca](mailto:fosterwen@yahoo.ca)  
Tel.: 613-830-5636

**Original Custom Machine Quilting**

*No wait times*  
**Quality Threads**  
*Sew like a dream*

**Threads**

Superior's Rainbow and Bottomline,  
Madeira's Supertwist, Polyneon, FS/20,  
Yenmet Metallic Threads

**Needles**

Schmetz Topstitch 90/14 and  
Double eye

**Julee's Homecrafts**

5502 Osgood Main St.  
Osgoode Village, ON  
613 -826-1243

[www.julees.ca](http://www.julees.ca) • [julees@sympatico.ca](mailto:julees@sympatico.ca)

Quilting • Beads • Books  
Patterns • Notions • Embellishments

Mon: 9:30 am—2:30 pm  
Tues-Fri: 9:30 am—5:30 pm  
Sat: 10:00 am—5:00 pm



*Offering a Full Range of Supplies  
for the Creative Quilter*

2211 St Joseph Blvd Orleans ON K1C 7C5  
613-834-3044 [www.quiltypleasures.ca](http://www.quiltypleasures.ca)

**Orleans ... It's Not as Far as You Think**

## **PROGRAM CHAIR REPORTS 2008-2009**

### **VP PROGRAMS (Pat Amundrud)**

It's been a most rewarding year for me to work with the Committee Chairs – although I must say, I haven't seen much of them as these Volunteers most competently and efficiently carried out their jobs. Thank you to Vikki Zulpo and Alison Tranter, Programs; Shirley Bolduc and Margery Windover with help from Jann Thulien, Workshops; Carole Carraro and Lidia Walker, Block-of-the-Month; Jane Roszell, Charity Quilts; Sandy Rogan and Jo-Ann Raven, Social. We also thank our Doctor on Call, Liane Thiry-Smith for her inspired 'doctoring'.

Ladies, I am impressed. You each deserve 200 (x a million) 'THANK YOU's !

### **PROGRAM COORDINATORS (Vikki Zulpo and Alison Tranter)**

At this time, in mid-April 2009, the entire 2008-2009 year has been planned, most has been executed, and programme costs have been under budget. This is a summary of our activities:

- We began our year with revamping the OVQG contract that we use for both programme and workshops in order to be more detailed and clear;
- We then requested, tried, and voted to change the structure of the Guild meeting evening to include a social time BEFORE the meeting including "treats" provided by members on a volunteer basis. This is being ably run by our social committee;
- We ran a Mystery Quilt activity;
- We assisted in choosing of workshops with our guest speakers;
- We contacted, negotiated, and made arrangements for all guest speakers, including accommodation and meals as required;
- We wrote articles to advertise each month's activities and submitted them to the newsletter and to the web-master;
- We attended Guild executive and committee meetings;
- We liaised with the workshop coordinators on a regular basis to facilitate providing a smooth and organized experience for Guild members.

The programmes for 2008-09 were as follows:

Sept. Catherine Timm trunk show;  
Oct. Artwear Fashion Show;  
Nov. Demonstration night on various finishing techniques;  
Sewing machine maintenance with Eric Simkens of Kingston;  
Dec. Liane Thiry Smith, Quilt Study Fund presentation on felting,  
Pot Luck dinner;  
Feb. Susan Woodhead trunk show;  
Mar. Garnet Smalley of Cotton-by-Post, Irish Quilts;  
April Bethany Garner, judging quilts;  
May Katie Pasquini Masopust, Painting with Cloth;  
June trunk show of OVQG's own Festival of Quilts winners.

We hope that Members have enjoyed the year, and we look forward to serving you in 2009-10.

## **WORKSHOPS (Shirley Bolduc and Margery Windover, with help from Jann Thulien)**

Our committee organized 20 workshops for our 2008-09 Guild year, of which 13 were attended by 156 participants. Thanks to each of you for making our workshops a success.

We'd like to thank the following educators: Grace Whiting, Mary Pal, Joni Newman, Eric Simkens, Linda Palaisy, Trudy Quinn, Elaine Quehl, Bethany Garner, Cathy Breedyk Law, and Katie Pasquini Masopust. We would also like to thank those educators whose classes were cancelled: Fran O'Neil, Pamela Griffin, Keitha Graham, Liane Thiry-Smith, and Susan Purney Mark. We do appreciate the time and effort preparing workshops for our guild.

## **CHARITY (Jane Rozell)**

Last year's donation to Glebe Centre resulted in a raffle which took place on May 2008 and netted \$715.00 for that organization.

Since then, the definition of charity quilt donation has been expanded to include auctioned quilts, and this change has been incorporated into the application forms and web site information. Three requests for a donated quilt are now being processed.

Over and above the charity quilt raffle/ auction donations, five organizations have been identified as wanting different sorts of quilted donations ranging from place mats to single quilts. This will form the bases of next year's charity program.

## **BABY QUILTS (Judy Black)**

At monthly Guild meetings, I collected, displayed and chatted about quilts that had been turned in that month. I collected all the Thank You cards and photos and entered them into the album. Then I took the quilts home to wash, dry and label "OVQG" on unmarked quilts before taking them to the Rich Little Special Care Nursery of the Civic Hospital at Carling and Parkdale. Thank you to members who turned in 308 baby quilts, as of the end of April 2009



## **SHOP HOP**

A shop hop is being planned for Sunday, June 6, leaving from Richmond Plaza at 8:30 AM. Visits to Country Quilter (Richmond), Textile Traditions (Almonte), Creative Styling Westport), Sew Crafty (Rideau Ferry) and Quilter's Rack (Smiths Falls). Return approximately 4:30—5 PM. Cost \$25.00. Lunch on your own in Westport. To book a spot, please e-mail Alison Trantor at [ptranter@sympatico.ca](mailto:ptranter@sympatico.ca) or phone 613-838-5347. Payment would be appreciated at the May meeting.

## **ADMINISTRATION REPORTS 2008-2009**

### **LIBRARY (Dianne Milks and Carolyn Keates)**

The library has had a busy year with the addition of approximately 20 new books to our already extensive collection. Our budget of \$500 has provided us with what we hope offers a selection of topics ranging from art quilts, scrap quilts, jelly rolls and even a couple of DVD's—hopefully something for everyone.

One of the benefits of volunteering for the library is that you get to choose, and then be the first to read, the new books. We are, however, looking forward to passing the job to someone else as our two-year term is coming to an end. To the volunteers who take over this fall, we hope you enjoy your term as we have. We shall shortly be taking inventory and updating the list of all the books that the OVQG owns.

### **PA EQUIPMENT (Angèle Vanderlaan)**

This year has been great with the new room we have for our monthly meetings. The sound system is already incorporated in the room and we do have access to it. I bring the old system in my vehicle just in case the in-house PA system doesn't work. My role is to ensure the PA is functioning at the beginning of the meeting and I am also responsible for turning it off when the meeting is over. The hall owner and managers are a great to help me when there have been issues getting the PA to work or needing new batteries for the microphone.

### **SHOP-OF-THE-MONTH (Maggie Fontana)**

I started my year with calls to all the shops and noticed a new trend towards 'Customer loyalty cards'—discounts to their faithful customers—rather than a general discount to any card-carrying quilter. The year went well with the different shops promoting their business at our Guild meetings. The sale of tickets toward the basket give-aways went extremely well. Members seem to really like the thought of perhaps being the lucky winner of the incredible baskets that were given away every month. I hope this is a practice that will continue—it works well.

### **E-MAIL AND TELEPHONE TREE (Betty Giffen)**

I am very pleased to help the Ottawa Valley Quilters' Guild communicate with its Members through e-mails and telephone.

At the beginning of our 2008-09 season, we experienced a few snags with the e-mail, but once that was sorted out, things went very smoothly and I was able to forward information to the Members quite quickly. Fortunately, we did not have any major disasters such as snow storms, so I had no reason to use the telephone tree, but it is comforting to know we have it in place should it be needed.

I will continue doing this work for the 2009-10 season and look forward to taking an active (albeit small) role in the work of our Guild.

### **WEB COORDINATOR (Barb Cloutier)**

The year began with a flurry of work cleaning up and transforming the look of the web-site, migrating it to a new internet service provider, and renewing our domain name registration with a new company as well. There was a bit of a learning curve for me in terms of web-site migration, but I had great support and guidance from our webmaster, Daryl Xavier-Wellard of DRJ Graphics. Our costs were higher for the year, but in the long term, we will be saving money. Thanks once again to Daryl for her generous spirit, web savvy and services.

**REMAINING REPORTS WILL BE POSTED IN THE JUNE NEWSLETTER.**

## COMING EVENTS

### May

**8-10** “2009 Festival of Quilts” presented by the Ottawa Valley Quilters’ Guild, RA Centre, Riverside Drive, Ottawa. Quilt Show, Artists in Residence, Merchants’ Mall, and much, much more.

INFO: [www.ottawavalleyquiltersguild.org](http://www.ottawavalleyquiltersguild.org).

**10-18** “Quilt of Belonging” Cornwall Civic Complex, 100 Water Street East, Cornwall, Ontario  
Free admission.

INFO: [www.quiltofbelonging.ca](http://www.quiltofbelonging.ca).

**9 to August 31** The 2009 Grand National Invitational Quilt Exhibition opens at a new location — The Joseph Schneider Haus, 466 Queen St. Kitchener, ON. This mini-Grand National will feature fabulous postcard quilt art and everyone is invited to send a card (4”x 6”). Postcards must be received by April 1st and every card will be displayed.

INFO: [www.grandnationalquiltshow.ca](http://www.grandnationalquiltshow.ca)

**19-27** 1000 Islands 1000 Stitches Seminar 2009 Plus Needle Arts Forum, St. Lawrence College Kingston, ON. Classes, Exhibit, Merchants  
INFO: [crone@kingston.net](mailto:crone@kingston.net), [sallywalsh@sympatico.ca](mailto:sallywalsh@sympatico.ca)  
[www.eac.ca](http://www.eac.ca)

**26-30** Quilt Saskatchewan 2009, Saskatoon SK, presented by The Canadian Quilters Association.

INFO: [www.canadianquilter.com](http://www.canadianquilter.com)

**26-30** Quilt & Fibre Art Festival, Waterloo Region and Beyond, Ontario. Quilts, trunk shows, guest artists, shopping. Various locations.

INFO: [www.stjacobs.com](http://www.stjacobs.com)

### June

**11-14** Figurative Artists Consortium—A Doll Makers’ Conference. Displays, demos, vendor market, auction and raffles. Algonquin College, Ottawa, Ontario

INFO: [www.figurativeartistsconsortium.com](http://www.figurativeartistsconsortium.com)

### August

**7-9** “Quilts on the Tay” presented by the Lanark County Quilters’ Guild, St. John High School, Perth

INFO: Helga Zimmerly 613-267-5222.



**Elaine Quehl**  
**Quilt Artist, Teacher, Dyer**

Workshops / Lectures / Private Lessons  
One of a kind hand-dyed fabrics

Now taking registrations for the 2009/2010 Art Quilt Series.

[equehl@hotmail.com](mailto:equehl@hotmail.com) [www.equarelle.ca](http://www.equarelle.ca) 613-824-8050

### NEWSLETTER SUBMISSIONS

All submissions must be received by midnight on the 20th of each month. E-mail submissions are preferred. Space permitting, Guild members may submit non-commercial, quilting-related advertisements or notices at no charge—maximum 2 per year. Commercial Advertising Rates: Full page—\$50.00; 1/2 page—\$25.00; 1/4 page or Business Card Plus— \$12.50; Business Card— \$6.25

Contact: Linda Doyle Newsletter Editor E-mail: [lindas-sewing-room@rogers.com](mailto:lindas-sewing-room@rogers.com) Telephone: 613-521-9839 (days) or 613-733-4452 (evgs) Mail: 2286 Prospect Avenue, Ottawa, ON K1H 7G4