



Pieceful Times

October 2010

Meeting

MONDAY, Oct 4th

7:30 PM

(Doors open at 7 PM
for social time)

St. Anthony's
Soccer Club

St. Anthony Street
(west side of Preston St.
directly north of the
Queensway/ 417)



Remember to bring your

- membership card
- name tag
- mug
- small change

Guests welcome!

(\$5 admission)

Next Meeting

MONDAY, Nov 1st

PIECEFUL PONDERINGS FROM THE PREZ

Our year started off with the summer challenge. Congratulations to all of you who completed the challenge. For those of you who missed last month the winners and their quilts will be on the slide show. Thank you Carol for your photography!

This month's speaker will be Sharon Pederson. Vikki has been working on organizing this for a very long time. I'm sure you will all enjoy this month's presentation.

Those of you who have been involved with At Home With Quilts will enjoy relaxing after all your hard work. Thank you to Pat, the committee, the volunteers and all of you that brought things to display.

Don't forget to apply for the scholarship fund. And... stay tuned for next month where I will announce the Presidents challenge for The Festival of Quilts.

Happy Quilting,
Jann

Inside this issue

Program	2
Challenge Winners	4
At Home with Quilts	5
Charity Corner	5
Baby Quilts	5
Library	5
Study Fund	6
Festival of Quilts	6
Charitable Activities	6
Workshops	8
Block of the Month	14
Coming Events	16
FoQ Call for Entry	17

OCTOBER SHOP OF THE MONTH...

"Just Me"

Carol Godin

I have been sewing for many years, and have some wonderful, handcrafted products to offer. This includes bus pass holders, coin purses, cosmetic bags, paperback book covers, and sun visors. I also have unique embroidered earrings, featuring genuine swarovski crystals, and fused, die cut appliques for quilters, and sewers.



Looking forward to seeing you at the North Gowers Farmer's Market, and keep an eye open for my occasional clearance table!

For more information, Carol can be reached at caroljustme@hotmail.com

Ottawa Valley Quilters' Guild

1430 Prince of Wales Dr., PO Box 38083 Ottawa ON K2C 1N0

Information about Guild policies, programs, etc. can be found in our Members' Handbook available from the Membership Committee or on our website www.ottawavalleyquiltersguild.org

GUILD EXECUTIVE

President: Jann Thulien
president@OttawaValleyQuiltersGuild.org
V.P. Programs: Billie Stephens
vpprogram@OttawaValleyQuiltersGuild.org
V.P. Administration: Barb Ramik
vpadmin@OttawaValleyQuiltersGuild.org
Secretary: Shirley Bolduc
Treasurer: Lorraine Yorke
Past Co-Presidents: Eden Thurston,
Michèle-Renée Charbonneau

Archives: Barb Cloutier
Baby Quilts: Carole Carraro
babyquilts@OttawaValleyQuiltersGuild.org
Block of the Month: Robin Tilsworth,
Heather Jarmyn
Charity /Raffle Quilts: Jane Roszell,
Eden Thurston, Barb Cloutier
charity@OttawaValleyQuiltersGuild.org
Equipment: Angèle Vanderlaan
Library: Dorothy Wilson, Valerie Chenier
Beverley Van Vliet
library@OttawaValleyQuiltersGuild.org
Magazines: Jutta Hof, Joyce Bruno
Membership: Marie Fleming,
Albertina Pianarosa
membership@OttawaValleyQuiltersGuild.org
Newsletter: Judy Reid
newsletter@OttawaValleyQuiltersGuild.org
Photographer: Carol Gaudet
Program: Ann Hedberg
program@OttawaValleyQuiltersGuild.org
Publicity/ Shop of the Month: Janet Patch,
Eden Thurston
Quilt Show: Nancy Francis, Katrina Roddick
Social: Jane Kurys, Chris Kalhok,
Lorrie Church
Telephone/Email: Betty Giffin
Volunteer Coordinator: (vacancy)
Website Coordinator: Katrina Roddick
Workshops: Irene Lafleche, Joan Armstrong,
Lois MacGregor
workshops@OttawaValleyQuiltersGuild.org

THE MINUTES...

from the previous month's meeting are posted on the Bulletin Board. If you have any corrections, please see Shirley Bolduc.

PROGRAM

OCTOBER

The Tips and Techniques Table (TTT):

Elizabeth Gravelle will offer Tips on the Technique of making appliqué patterns with freezer paper.



Elizabeth was born on the Bruce Peninsula, but grew up in Deep River where she met husband Gerald. They settled in Crystal Beach to raise 2 boys and 2 girls. Elizabeth started quilting through an Ottawa-Carleton school board evening class. She still quilts, some 30 years later, with some of these ladies. Elizabeth is a master hand quilter. Elizabeth was OVQG's sixth president, 1991-1993. She is always available to demonstrate various aspects of quilting, put in many white-glove hours at quilt shows, work on

charity quilts as well as coordinate the use of Maki House. Thank you for your gift to us.

PARKING : ADULT HIGH SCHOOL, 300 ROCHESTER

We have permission from the Adult High School (across the street from St. Anthony's Soccer Club) to use their lot for extra parking for our monthly Guild meetings. Please observe the parking lot signs, however, and do not park in the "Pay and Display" spots or you will be ticketed. The rest of the parking lot is free.



Frances O'Neill
Quilter

Fran's Quilting Services
Workshops, Commissions, Private Instructions, Patterns

BY APPOINTMENT ONLY

60 Sparrow Way
Ottawa, Ontario
CANADA K1V 9H5

Tel: (613) 733-7865
E-mail: franquilts@rogers.com
Website: www.fransquilting.com

PROGRAM cont'd...

**There is still room in both Sharon's workshops!!!!
Don't miss out on this fabulous opportunity!**



OCTOBER

As you know by now, our own famous Canadian quilter, Sharon Pederson is coming to Ottawa! The October 4th evening lecture is "A Traveling Quilt Teacher's Odyssey". In an ever developing lecture, Sharon uses as many of her quilts as possible to weave an amusing, occasionally poignant, often educational, but always entertaining narrative.

Sharon will also teach two of her fantastic workshops— "Crop Circles" (a New York Beauty on Friday Oct. 1st) and "Japanese Family Crests" (Saturday Oct. 2) for which you can choose a crest from her book, as everyone is not required to do the same crest.



Sharon is well known for her "Rose of Sharon" project with EQ6, her many books ("Reversible Quilts", "Machine Quilting for the Terrified", "Sensational Sashiko", and "Dorothy's Sampler") and her latest



*Offering a Full Range of Supplies
for the Creative Quilter*

2211 St Joseph Blvd Orleans ON K1C 7C5
613-834-3044 www.quiltypleasures.ca

Orleans ... It's Not as Far as You Think

endeavour,—"Nine Patch Media"— which produces DVDs of her own work and visiting guests. Visit her website and that of Nine Patch Media: www.sharonpederson.com

Sharon has taught across Canada, at Quilt Canada, throughout the United States, at the International Quilt Fest in Houston and Chicago, the Pacific International Quilt Conference, the Pan Pacific Show in Hawaii, on cruises, in England, Scotland, Wales, South Africa and Dubai.

Sharon Pederson: Books and DVDs For Sale at October Meeting

The night of the lecture she will be selling her books and DVDs. She will also sign books.

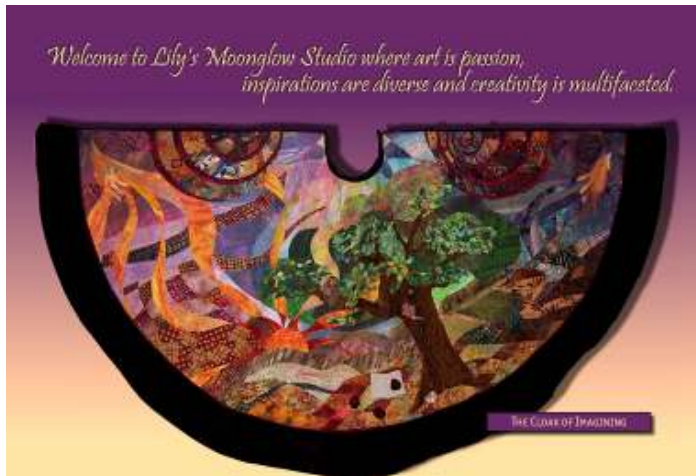
The following is a list of the materials she will be selling, along with their prices which INCLUDE HST. She will accept Visa, Mastercard, cheques and/or cash.

Sharon Pederson		
Canadian Prices - HST included		
Product Name	Item #	Price
Books		
Reversible Quilts Two At A Time	B534	\$30.00
More Reversible Quilts	B668	\$28.00
Sensational Sashiko	B718	\$31.00
Color For The Terrified Quilter	B818	\$30.00
Rose of Sharon Block Book	B1051	\$28.00
Machine Appliqué For The Terrified Quilter	B911	\$31.00
DVDs		
Sharon Pederson Presents Reversible Quilts	DV01RQ	\$33.00
Sharon Pederson Sensational Sashiko	DV02SS	\$33.00
Sharon Pederson presents Machine Appliqué for the	DV03MA	\$33.00
Sharon Pederson presents Dorothys Sampler	DV07DS	\$33.00
Color For the Terrified Quilter	DV08CT	\$33.00
Sharon Pederson Presents Rose of Sharon	DV44RS	\$33.00
Barbara Shapel presents the Art of Machine Quilting	DV39MQ	\$33.00
Pamela Allen presents Think Like an Artist	DV10TL	\$33.00

PROGRAM cont'd...

NOVEMBER

Our November meeting features another well known Canadian, Lily Lam, from Westmount in Montreal. You may recognize her name from many articles about her and by her in the Canadian Quilter Newsletter/Magazine. Take a look at her work at www.moonglowlily.com. Lily's lecture, "The Eastern Influences" will explore how her Chinese roots influence her quilt-making and how her recent sojourn to Japan and Hong Kong opened her eyes.



Lily's quilts have hung in the National Juried show, as have her wearable art garments. Her Cloak of Imagining was the grand prize winner at the Grand National and many other pieces have hung in gallery shows. She was a judge for Quilt Canada Calgary and she is a sought after teacher across the country.

Lily will be teaching a workshop for OVQG on Saturday Oct. 30, "Rediscovering Seminole". This is an excellent class for people interested in piecing, colour combinations, and design elements. As Lily says, "learn to include the colourful and compelling geometric patterns of Seminole patchwork into your quilting repertoire by taking the guess work out". Stop by the workshop desk to sign up.

We are sharing Lily with the local ArtWear group for whom she will be presenting a workshop Sunday Oct. 31 on Shibori....the Japanese art of "resist mark making" with needles, thread, strings and things....the scrunching up of fabric prior to dyeing. Try your hand at experiencing old traditions for a new twist making simple shibori samples. This workshop still has room available, for \$75, contact Vikki Zulpo 613-838-5935 or yikki@tzwartwearables.com if interested.

SUMMER CHALLENGE WINNERS

Bravo to all who participated! Fantastic work!

Jo-Ann Raven
1st Place



Margaret Dunsmore
2nd Place



Leona Pasmore
3rd Place

Photos by Carol Gaudin

AT HOME WITH QUILTS



A huge THANK YOU goes to John and Sandy Rogan and Royal LePage, on behalf of the Shelter Foundation, for their support of At Home with Quilts through all the printed materials. Probably 1500 book marks have been spread throughout eastern Ontario and northern New York state. They also printed all the tickets and posters. Most of the road signs will be Royal LePage A-frames.

Pat Amundrud

CHARITY CORNER



1. We have been asked by the **Ottawa Carleton Association for Persons with Developmental Disabilities** (Silver Springs Farm is one of their group homes) to make touch quilts for their 14 group homes across the City. They also would like any adult bibs. In addition they have a design, and fabric for making a 3' X4' wall hanging for their new head office located on Colonnade Road but no one to put it together.

To respond to their request we have setup more touch quilt workshops this fall at Maki House, specifically, October 24th, November 17th and December 1st from 9:00 to 4:00. There is no need to bring materials as we have a large selection already available. As well, kits will be done up so you can take them home and put them together there.

If you are interested in making the wall hanging let me know at the next meeting. I will have a picture of the design they want.

For adult bibs I have a pattern for you.

2. For **Victims of Violence Centre**, we will be putting kits together for a quilt top along with a pattern for you to do at home. If you wish to do your own, information will be available at the charity table.
3. Maki House will open again on the first and third Wednesday of the month. We have started the quilt top which will be our next raffle quilt. Come and join us at Maki House as we work through this new initiative or bring along any other charity work and join fellow quilts for the afternoon.

There is still water main construction along Corkstown Road/Carling Avenue. As a consequence, Corkstown Road will be closed for some time and is accessible to 'local traffic' only. Coming along Carling west from Lincoln Fields is down to one lane.

4. Mandy Leafloor from the Children's Aid Society will be coming to our next meeting to receive a quilt which will be given to a deserving foster family. We have received an additional 8 quilts which will also be given to Mandy at this time.

More thank you letters have come in from the foster children who received your lovely quilts. Come and see them at the charity table.

If you still want to make quilts for these children they will be most welcomed by the Children's Aid Society. There are still kits for "I spy" quilts and backings for you, if you are keen making a foster child's quilt, pick up kits at the next guild meeting. The quilts are 30" x 40" for children under five or 40"x 60" for older children. Don't forget a white rectangle of fabric to be added to each quilt after it is completed so the foster child can add his or her name as this quilt will stay with them.

See you at the next meeting.

Jane Roszell
Charity Coordinator

BABY QUILTS



What a great way to start off the new quilt year! 20 members turned in 45 beautiful little quilts for the Rich Little neonatal nursery.

Thank you so much for your generosity. If we can collect about 40 quilts per meeting, we will have no trouble meeting our objective of 400 quilts for the year. See you in October.

Carole Carraro

LIBRARY



The Library now has two new DVDs which are *Carol Doak Teaches You to Paper Piece* and the *American Quilter Series* Episodes 10, 11, 12 and 13. Both are excellent DVDs! There will be more DVDs arriving shortly.

We would like to give a big thanks to Donna Nesbitt, Mary Pal and the various other guild members who recently donated books to the library. At the October meeting, some of the older books will be sold off at the low price of \$3.00 each so bring your loonies and toonies with you

Dorothy Wilson
Library Committee

OVQG STUDY FUND

Every year, our guild offers members four Study Fund scholarships up to the amount of \$150.00. These scholarships are to be used by the end of one full year from the date of issue and can be spent on any quilting or textile course of your choosing (education only).

Recipients either give a brief presentation about their course and display their project at a guild general meeting or submit a written report suitable for newsletter publication. This allows the benefit of the course to be shared with other guild members. Successful study fund applicants may not reapply for a study fund in the following two years.

DEADLINE for submission is 9:00 pm Monday, December 6, 2010.

If you are interested in the Quilt Study Fund, please write your name, address and phone number indicating that it is for the Study Fund for the year 2010, and submit this piece of paper to the President – Jann. Successful applicants will be announced at the end of the December meeting.

CHARITABLE ACTIVITIES

OVQG Member Recognized for Volunteering!

On September 1, the City of Ottawa honoured Elizabeth Gravelle by naming a room at Maki House the “Elizabeth Gravelle Room” to commemorate more than 30 years of volunteer service to the successful operation of Maki House.



Elizabeth & OVQG members who attended the ceremony

“FESTIVAL OF QUILTS 2011”

This year’s OVQG Quilt Show, “Festival of Quilts 2011”, will be held at the R.A. Centre on Mother’s Day – week-end, May 6, 7, and 8, 2011. Members of our committee have been working hard all summer to get things off to a good start. The “Categories List”, the “Call for Entry Form” and the “Entry Form” are in this issue of the Newsletter. Please note that we have extended the due date for the Entry Form by one week. We hope that will give everyone lots of time to make something for the show. You will also note that we have reworked the categories list. This will be a judged show, but if you do not wish to have your item judged, you may indicate this on the entry form. The same goes for photographs. We will be keeping you up to date in the Newsletter every month.

Nancy Francis and Katrina Roddick



CHARITABLE ACTIVITIES (Cont'd)

Letter Submitted to Canadian Quilter Magazine

Dear Director at Large,

We read in Canadian Quilter (winter 2009) the request for a tabulation of quilts given by Canadian quilters. At a recent hand-over to Children's Aid of Ottawa, the Ottawa Valley Quilters Guild and Common Thread Quilters Guild combined our results and now submit them to you. We know there are lots more donations out there (e.g., a church group where older members mentor younger quilters and the results are 'ugly' quilts given to street people. Ugly quilts so that attractive quilts are not sold.), but we have no numbers for those type of groups.

The attached photo shows (L to R)CT's Barbara Donaldson and Victoria Vanderlinden and OVQG's Pat Amundrud, and Jane Roszell as they deliver quilts for foster children to the Children's Aid of Ottawa. Photo taken by France Clost, Communications Officer, The Children's Aid Society of Ottawa.

Ottawa Valley Quilters Guild, 200 west Ottawa area quilters

- 125 Placemats for Meals on Wheels
- 34 Touch Quilts for Alzheimer patients
 - To The Ottawa Hospital, Civic Campus 30
 - To Abbotsford House 2
 - To The Guest House at Perley Hosital 2
- 67 Quilts for foster children through Children's Aid of Ottawa
 - 2 Quilts for Hospice at May Court, May Court Club of Ottawa
 - 3 more in reserve
- 92 Pillowcases for CHEO (Children's Hospital of Eastern Ontario)
- 34 Military quilts
- 94 Baby Quilts for the Rich Little Neonatal Nursery at Ottawa Civic Hospital

There are many small satellite groups that include OVQG members quilting in Ottawa. The Canterbury Piecemakers made 30 'pick pockets' for the Ottawa General Hospital. The Maki House Quilters donated 20 quilts and 100 teddy bears to a women's shelter. The Heavenly Quilters donated 12 quilts to a women's shelter.

Common Thread Quilt Guild, 200 East

Ottawa area quilters

476 Baby/Cuddle Quilts

151 including:

- 12 single bed quilts to the Ottawa Mission
- 66 (40x60) Victims of Violence
- 22 (40-60) for foster children through Children's Aid of Ottawa
- 51 various child-sized quilts to St. Mary's Outreach program

Pat Amundrud



WORKSHOPS

Workshop Policy is posted on the website and on the bulletin board at the meeting. Please read. For more information please visit the Workshop Table or e-mail your question to workshops@OttawaValley-QuiltersGuild.org. Fees for non-OVQG members are given in brackets. Please ensure that you have the supply list for the workshop you have signed up for. Lists are available at the Workshop Table.

IF YOU ARE INTERESTED IN A CLASS, DO NOT WAIT UNTIL THE LAST MOMENT TO SIGN UP. A MINIMUM NUMBER OF REGISTRANTS IS REQUIRED FOR EACH CLASS, ONE MONTH IN ADVANCE OF THE CLASS DATE TO ENSURE IT WILL RUN. DON'T MISS OUT.

New for 2010/2011 Quilting Season

SIGN-UP AND PAY FOR THREE CLASSES AND GET A FOURTH ONE FREE*

(*\$30 value: to be used in the 2010-2011 year pending available class space; classes < \$30 and kit fees excluded)

Avoid the rush, sign up for some workshops today by sending an e-mail with your name, phone number and requested class name(s) to Workshops@OttawaValleyQuiltersGuild.org

Hand-Appliqué

CANCELLED due to lack of registration; please let us know if you are interested in this class for a later date

Instructor: Gabriele Howell

Date: Mondays (except for Thanksgiving, when class will be on the Tuesday), September 27, October 12 & 25 and November 8, 22 & 29

Time: 6:30 pm – 8:30 pm

Location: The Running Stitch, 462 Hazeldean Road, Kanata

Class Fee: \$50 (Non-Members: \$60)

Kit Fee: \$45

Description: Do you want a unique hand appliqué project that will keep you enthused and motivated to learn and grow with skill in your hand appliqué? Here's your opportunity. Gabriele's unique 6" finished appliqué blocks are fast, fun and a surprise each class! You will start with easy simple appliqué and grow to varying degrees of difficulty. Each student will learn the many basic techniques and beyond.

Your kit includes all the fabric required for making 9 blocks (\$5 each block) with your choice of: Black or White background and batiks, all the block patterns, overlays, templates, plastic, freezer paper and whatever else is required for each lesson's technique. Don't miss out on the fun.

My Favourite Things

CANCELLED due to lack of registration; please let us know if you are interested in this class for a later date

Instructor: Mary Pal (choose afternoon or evening class)

Date: Wednesdays, Oct. 6th and 20th, Nov. 3rd and 17th and Dec. 1st

Time: 3:00 pm – 5:00 pm or 6:00 pm – 8:00 pm

Location: Dragonfly Fabrics - 2679 Alta Vista Drive, Ottawa

Class Fee: \$50 (\$60)

Description: This relaxing class is part art quilt instruction, part story-time, part technique demo, and part getting to know other guild members. From October to December we will meet every other week for two hours, and between classes you will work on a wall-hanging shaped like a house. Each class will begin with a cup of tea, a discussion of the challenges the artwork presented the previous session, sharing your work in progress, exchanging ideas on how to express your purpose, demos of techniques to add to your repertoire and then quiet handwork while we listen to episodes of a five-part short story.

WORKSHOPS cont'd

Hand-Quilting

Registration accepted until October 4th only. Sign Up today

Instructor: Gabriele Howell

Date: Sunday, October 17

Time: 1:00 pm – 4:00 pm

Location: The Running Stitch, 462 Hazeldean Road, Kanata

Class Fee: \$15 (Non-Members: \$20)

Description: In this class, you will discover that not only is hand quilting therapeutic, but it also gives the quilter a sense of peace and accomplishment. It is the ultimate finish to any project and increases the value of the quilt. In this class, Gabriele will teach you how to mark, sandwich, and hand stitch your quilt. Come spend a few hours learning this technique; you will leave relaxed and ready to make beautiful heirloom quilts, all on your own. Bring a mug and share in some tea and laughter.

Faux Log Cabin Lap Quilt

Registration accepted until October 4th only. Sign Up today

Instructor: Pamela Griffin

Date: Saturday, October 23rd

Time: 9:00 am – 4:00 pm

Location: Maki House, 19 Leeming Drive, Nepean

Class Fee: \$30 (Non-members: \$40)

Description: This quilt measures 43" x 63" which is ideal for a lap quilt and can easily be made in a day. Easy piecing techniques and assembly-line construction make this quilt ideal for beginners and intermediate quilters alike. Some advance class work is needed in order to minimize the time spent making the quilt top. The quilt gives you the opportunity to use fabrics from your stash. The pattern layout will be distributed at the class.



Re-Discovering Seminole - Taking out the guess work

Space still available

Instructor: Lily Lam

Date: Saturday, October 30, 2010

Time: 9:00 am - 4:00 pm

Location: Maki House - 19 Leeming Dr

Class Fee: \$50 (Non-Members: \$60)

Kit Fee: \$10 (CD)

Description: Seminole patchwork of the Florida Seminole Indians is a well-known and much admired strip-piecing technique that provides an excellent opportunity to master machine piecing. Following a "quilt-as-you go" approach, you will design and construct a Seminole Sampler panel and explore the many possibilities offered by this art form. The scale of the piece is your choice. You will take home a mural, throw or miniature challenge.



Visit Lily's website at: www.moonglowlily.com.

WORKSHOPS cont'd

New York Beauty – Paperless paper piecing

Class is filling up quick; 2 spaces left; please let us know if you'd be interested in our running it another time.

Instructor: Barb Gillespie

Date: Saturday, November 6, 2010

Time: 9:00 am - 4:00 pm

Location: Bells Corners United Church - 3955 Richmond Rd, Nepean

Class Fee: \$50 (Non-Members: \$60)

Kit Fee: \$10

Description: Come learn the secret to paper-less paper-piecing. It's hard to believe that this lovely wall-hanging was done using this technique. Don't let the difficulty level scare you; if you are comfortable with piecing you will be able to do this method. In this class you will also be learning how to do curve piecing. You'll walk away with one or two blocks done before you leave the class. It is lots of fun to see the way the block comes together; perfect points EVERYTIME.



Paintstik Primer

Registration accepted until October 13th only. Sign Up today

Instructor: Mary Pal

Date: Saturday, November 13, 2010

Time: 9:00 am – 4:00 pm

Location: Maki House – 19 Leeming Drive, Nepean

Class Fee: \$50 (\$60)

Description: In this fun workshop, learn all the tricks of using these incredible oil-paint sticks to easily add glitz, colour, texture and sheen to your quilts. First, we'll explore the full range of paintstiks techniques, including the use of stencils, masks, and rubbings. Then we'll put that newfound knowledge to work - adding texture and dimension to landscape art quilts. Experience the many ways Shiva Paintstiks can be used to create clouds, water, foliage and grassy texture. You will have access to a great collection of rubbing plates, stamps and stencils during the class, and will go home with a detailed pamphlet with all the instructions so you can continue to play on your own.

Impressionist Landscape

Instructor: Jane Roszell

Date: Saturday, November 20, 2010

Time: 9:00 am - 4:00 pm

Location: Dragonfly Fabrics - 2679 Alta Vista Drive, Ottawa

Class Fee: \$30 (Non-Members: \$40)

Description: Create a small impressionist looking landscape quilt using your favourite landscape picture. The picture can be one of the impressionist painter's paintings or a photograph of your backyard. The technique is based on placing small fabric squares on point. The fabric represents elements found in the picture such as flowers, trees, or sky. This is a variation of a technique developed by Gai Perry.

Pond Lily - appliqué

Instructor: Pamela Griffin

Date: Saturday, November 27, 2010

Time: 9:00 am – 4:00 pm

Location: Maki House – 19 Leeming Drive, Nepean

Class Fee: \$30 (Non-Members: \$40)

Description: Create a lovely wallhanging of Yellow Pond Lilies with three dimensional flowers floating above the leaves with perhaps a little frog or dragonfly. This wallhanging will allow you to explore the use of an overlay and to use dimensional appliqué techniques. Templates are used to make the flowers. The pattern will be provided. We will also use Fusible Appliqué and precise stitching technique for the veins on the leaves.

WORKSHOPS cont'd

Here's a sneak peak to SPRING 2011 WORKSHOPS

Machine Quilting

Date: Sunday, January 9th and 16th
Location: The Running Stitch

Instructor: Gabriele Howell
Time: 1:00 pm – 4:00 pm
Class Fee: \$30 (Non-Members: \$40)

Molas (Applique)

Date: Saturday, January 15th 2011
Location: Maki House

Instructor: Pamela Griffin
Time: 9:00 am – 4:00 pm
Class Fee: \$30 (Non-Members: \$40)

Edge Finishing

Date: Saturday, January 22nd 2011
Location: Maki House

Instructor: Jane Roszell
Time: 9:00 am – 4:00 pm
Class Fee: \$30 (Non-Members: \$40)

Painted Landscape

Date: Tuesdays, March 8 & 15, 2011
Bells Corners United Church

Instructor: Barb Gillespie
Time: 6:00 pm – 9:00 pm

NEW! Adventures in Setacolor

Date: Saturday, March 19th 2011
Location: Maki House

Instructor: Mary Pal
Time: 9:00 am – 4:00 pm
Class Fee: \$50 (\$60)

Pocket Purses: Functional Art

Date: Saturday, March 26th 2011
Location: Maki House

Instructor: Pat Hardie
Full day
Class Fee: \$50 (\$60)

Herb Robert (Appliqué)

Date: Saturday, April 10, 2011
Location: Maki House

Instructor: Pamela Griffin
Time: 9:00 am – 4:00 pm
Class Fee: \$30 (Non-Members: \$40)

Introduction to Fabric Dyeing

Date: Saturday, April 16th, 2011
Location: Maki Class

Instructor: Elaine Quehl
Time: 10:00 am – 4:00 pm
Fee: \$50 (Non-Members: \$60)
Supply Fee: \$15

Give & Take Appliqué

Date: Monday, May 2nd, 2011
Location: Dragonfly Fabrics

Instructor: Daphne Greig
Time: 9:00 am – 4:00 pm
Class Fee: \$60 (Non-Members: \$70)

Weave a Wavy Wall Hanging

Date: Saturday, May 14th
Location: Maki House

Instructor: Barb Gillespie
Full day
Class fee: \$50.00+ book & supply fee

FOR SALE—Antique Quilting Frame

Stands are oak with Maple uprights.
The four C-clamps have carved wooden tops.
\$20.00
Contact Mr. Lindsay Lambert 613-733-779

WANTED —A quilt made for Dec. 1, 2010


Looking for someone to make a wedding quilt with a school house theme. Have a few examples to share with anyone willing to take this project on. Want to incorporate pieces of fabric that have significance to the couple who will receive the quilt.
If interested, contact Katie @ 613-993-1338

Flair With Fabrics

(613) 448-9032
 3 King St., Chesterville ON K0C 1H0
 rliscumb@gmail.com - www.flairwithfabrics.com

Specializing in 100% cotton quilting fabrics, flannels, 108" backings, Christmas prints, also drapery & tablecloth fabrics & bamboo towelling, quilting rulers, mats, notions - knitting needles, yarn & patterns, crochet hooks and more...

Hours: Mon - Thurs: 9am - 5:30pm Drop in for
 Fri: 9am - 6pm Sat: 9am - 4pm a visit!

**BLACK BIRD
 COUNTRY
 QUILT WORKS**

FOR TOP QUALITY
 QUILT FABRICS AND MORE!

Wendy Simpson
 2309 Front Road
 Normandale, ON
 519-426-0736

Thurs to Mon 9:30-5:00
 www.blackbirdcountry.com

Threads Talking

A six week non credit course for textile lovers at Carleton University's Learning in Retirement program. Instructor: Dr. Judith Rygiel, Fridays, November 5- December 10th, 1:30 pm - 3:30pm.

This interactive course uses textile artefacts and early documents to uncover the hidden messages imbedded between the fibres of 19th century eastern Canadian domestic textiles and costumes. Handwoven coverlets, quilts, paisley shawls, knitted and crocheted doilies and even underwear and headscarves, all shed light on householders' economic status, trends in international commerce, fashion, ethnicity and culture.

Cost: \$95 + HST.

On-line registration form www.carleton.ca/cie/linr or phone 613-520-2600 ext 1756



Fabrics ♦ Patterns ♦ Notions ♦ Sewing Machines ♦
 Classes ♦ Creative Ideas

**Authorized Pfaff and Singer Sewing Machine
 Store Hours Mon-Fri 10-5 Sat 9:30-4**

104 Elgin Street West, Arnprior ON
 Phone (613) 623-0500 Fax (613) 623-0434
www.sewinspired.ca E-mail: info@sewinspired.ca

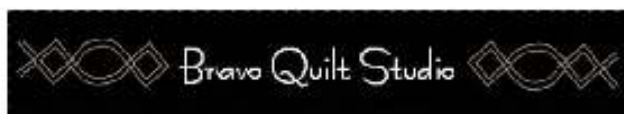
*Barb Gillespie
 Quilter*



CHERRY TREE QUILTS

*Longarm Machine Quilting
 &
 Custom Made Quilts*

By appointment only
 613-823-7094
 Ottawa ON
 K2J 4L2
cherrutreequilts@magma.ca



In partnership



Presenting:
Quilting with Kaye Wood
Seminar

Kaye Wood is one of the most noted quilt designers in the USA and Canada and hostess of *PBS' Quilting with Kaye Wood & Friends* – the longest running quilting program on public television.

Featuring
**The Best of Strip Quilting &
More of The Best of Strip Quilting**

When: November 7, 2010 from 10:00 am – 4:00 pm

Location: **Maki House Community Centre,
19 Leeming Dr. Nepean, Ontario**

Ticket price: \$60.00 + HST = \$67.80

Tickets Available at The Running Stitch
462 Hazeldean Road, Kanata

For more information, please contact:

Jody Taylor
Bravo Quilt Studio

T: 613-963-9664

E: bravoshow@rogers.com

Michele Santerre
The Running Stitch

T: 613-836-5908

E: therunningstitch@on.aibn.com

Note: General admission , no assigned seating

BLOCK OF THE MONTH - OCTOBER 2010

October's Leaves

For November meeting

This month's block uses the no waste appliqué method and inspired by a leaf pattern in McCall's Quilting (July/August 2010). There will be two blocks made, a positive leaf image and a negative leaf image.

Fabric Requirements: You will require two batik fabrics, one of which is green, and the other is a fall colour of your choice. When put together, these two batiks will provide high contrast. You have to determine if your green is going to be the background fabric or your foreground fabric. You will also need your favourite light fusible web.


Cutting:

Background Fabric: 2 @ 9.5 inches square
Foreground Fabric: 1 @ 9.75 inch square
Light Fusible Web: 1 @ 9.75 inch square

Directions:

1. Cut your fusible web and fabrics. On the paper side of the fusible, trace the leaf pattern, centered in the square, on point (diagonally in the square). We used pencil to ensure there was no chance of transfer onto the fabric.
2. Fuse the fusible to the wrong side of the foreground fabric and trim to 9.5" square.
3. Using your rotary cutter, cut on the line of your leaf pattern for a short length, in order to enable you to get your scissors in to cut out the pattern. You will have two shapes once the pattern has been cut – a positive image and a negative leaf image.
4. Remove the paper backing and place each foreground fabric image to a background fabric. Iron, placing the iron up and down on your blocks, to fuse the foreground fabric to the background fabric. Using your favourite stitch, sew around the fused appliqué. You will have two 9.5" blocks.

If you have any questions regarding the blocks, you can reach us by email or by phone: Heather Jarmyn (613) 823-8840, nepeanquilter@gmail.com, or Robin (613) 680-2924, Tilsworth.rude@gmail.com.



COMING EVENTS

October 2010

1-2 London ON “A Harvest of Quilts ”

Fri 10-8 , Sat 10-4

Adm. \$5.

(London Friendship Quilters’ Guild)

INFO: Jessie_gussack@hotmail.com

or r.g.campbell@rogers.com

2 Ottawa ON “At Home with Quilts ”

See quilts and quilted items at five different homes;

Little Quilt Sale with proceeds to Shelter Foundation.

10-4 Tickets \$20

(Ottawa Valley Quilters’ Guild)

INFO: pat.amundrud@sympatico.ca

2 Richmond ON “Charity Day”

Cake and Pie Auction—Book Sale

The Country Quilter

3444 McBean Street

Sat 10:30, Music by Celtic Sea

INFO: 613-838-5541

16 Ottawa ON Fabric Flea Market

Sat 10 - 2

Adm. \$2.00

Glebe Community Centre, 175 3rd Avenue,

Find a fantastic selection of fabric, yarn, lace, buttons, patterns and needlework supplies

Annual fundraiser for Cambridge Street Community

School. Donations of fabric or needlework supplies

are welcome at the school prior to the event at

250 Cambridge Street N. near Gladstone & Bronson,

613-239-2216.

INFO: contact Kay at: kayjyoung@magma.ca or

Gail at 613-722-6874

November 2010

Nov. 20-Dec. 5 Oshawa, ON “Fibre Art Show”

Centennial Retirement Residence,

Corner of Ritson Rd. and Hillcroft Streets,

10-5 daily

Entry deadline is Oct. 19th, 2010.

Featured guest artist: Jane Dixon

Meet the artists reception: Dec. 4, 7 – 9

Artist’s Boutique & Fibre Art Supply Shoppe

INFO: martha.brown@rogers.com 905-436-1901

www.blumoonfabricarts.com.

April 2011

15-17 Peterborough, ON “Feelings In Fabric 2011”

Evinrude Centre, 911 Monaghan Rd

Fri 4-9, Sat 10-5, Sun10-4

Adm. \$6.00

(Kawartha Quilters' Guild)

INFO: Elaine Sturgeon Publicity

May 2011

8 May Ottawa, ON “Festival of Quilts”

Ottawa Valley Quilters Guild

RA Centre, 2451 Riverside Drive

INFO: www.ottawavalleyquiltersguild.org

August 2011

8-13 London, ON “Quilts of Hawaii”

London International Quilt Festival

Over 125 quilts, teachers from Hawaii, lecture slide

show, café, merchants mall, double-decker bus tours

INFO: Garnet Smalley, 519-5186134

garnet@cotton-by-post.com

NEWSLETTER SUBMISSIONS

All submissions must be received by midnight on the 18th of each month. E-mail submissions are preferred. Space permitting,

Guild members may submit non-commercial, quilting-related advertisements or notices at no charge—maximum 2 per year.

Commercial Advertising Rates: Full Page—\$50.00; 1/2 page—\$25.00; 1/4 page or Business Card Plus—\$12:50;

Business Card—\$6.25

Contact: Judy Reid, Newsletter Editor; *e-mail*, newsletter@OttawaValleyQuiltersGuild.org;

telephone, 613-996-2538 (days) or 819-246-1097 (evenings)

OVQG FESTIVAL OF QUILTS 2011

CALL FOR ENTRY

The OVQG's Festival of Quilts show will be held May 6-8, 2011 at the RA Centre, 2451 Riverside Drive, Ottawa. All members are invited to enter a maximum of 5 pieces of work (up to 3 pieces in any one category), excluding wearables, challenge pieces and items for the special displays. We encourage every member's participation; all levels of experience are wanted.

In the event we receive too many entries, either overall or in a particular category, the Quilt Show Committee reserves the right to limit the number of entries. Should this occur, the Registrar will contact the member directly to determine which entries will be accepted.

Entries will be judged and rosettes will be awarded for Viewers' Choice and for Merit.

Individual written critiques (\$10 each, prepaid at registration) may be requested. These critiques are strictly voluntary and for your own use.

Rules for Entry:

1. Entrants must be current OVQG members and must have worked on the entry. The entry must not have been shown at a previous OVQG Festival of Quilts show.
2. A quilt cannot be entered in more than one category. The Quilt Show Committee reserves the right to reassign entries to other categories.
3. Please respect copyright laws and credit the source of your inspiration or pattern. If your entry was made in a class, please credit the teacher.

To Enter:

1. Complete an Entry Form (see Newsletter/Website) for each entry.
2. Submit a colour photo of your entry along with each Entry Form. On the back of the photo, write your name, as well as the title and the dimensions of the quilt. (Your quilt does not need to be finished; we need to know what it will look like, for display purposes.)
3. Include a signed copy of the insurance waiver for each entry.
4. If you request a written critique, enclose the \$10 fee (cheque to OVQG).
5. Entry forms may be submitted at Guild Meetings starting in December 2010.

Or, send all of the above to:

Joan Dorsay, 189 Island Park Drive, Ottawa, Ontario, K1Y 0A3

joan.dorsay@rogers.com

6. Attach a four inch sleeve (finished size) to the top back of your entry. Quilts wider than 48 Inches are to have a split sleeve.
7. Sew a fabric square containing your name, address, telephone number, title and size of your entry to the back of each piece.
8. Bring your quilt to any of the drop off points; the list of addresses and dates will be published in the April and May newsletters

Deadline for Entry Forms: Sunday, April 10, 2011.

Festival of Quilts 2011

Co-Chairs:	Nancy Francis	nfrancis36@bell.net	613-739-7872
	Katrina Roddick	kroddick@gmail.com	613-552-7500
Registrar:	Joan Dorsay	joan.dorsay@rogers.com	613-729-3640

CATEGORIES FOR OVQG FESTIVAL OF QUILTS 2011

QUILT

- A traditional quilt consists of two layers of fabric with a filler, and is quilted.
- An art quilt consists of at least three layers of materials, and has some quilting.

(Adapted from the Canadian Quilters' Association definition.)

BED QUILTS

Large bed quilts have a perimeter greater than 280 inches and are made to be used on a bed. Whole cloth quilts are included in categories 1, 3, and 4.

1. Bed Quilt - Pieced and/or Appliquéd, Hand Quilted
2. Bed Quilt - Pieced or Mainly Pieced, Track System/Long Arm Machine Quilted
3. Bed Quilt - Appliquéd or Mainly Appliquéd, Track System/Long Arm Machine Quilted
4. Bed Quilt - Any Technique, Domestic Sewing Machine Quilted

Small bed quilts have a maximum perimeter of 280 inches. This category includes any small bed quilts, such as crib quilts, lap quilts, smaller size junior quilts, as well as whole cloth quilts.

5. Small Bed Quilt - Hand Quilted
6. Small Bed Quilt - Machine Quilted (domestic, track/long arm)

WALL QUILTS

Wall quilts can be made from published quilt patterns, including pictorial, or consist of original designs based on traditional style patterns and sets. Any assembly methods and embellishments may be used. Whole cloth quilts are included in this category.

Small wall quilts have a maximum perimeter of 170 inches.

7. Small Wall Quilt - Hand Quilted
8. Small Wall Quilt - Machine Quilted (domestic, track/long arm)

Large wall quilts have a perimeter greater than 170 inches.

9. Large Wall Quilt - Hand Quilted
10. Large Wall Quilt - Machine Quilted (domestic, track/long arm)

CATEGORIES FOR OVQG FESTIVAL OF QUILTS 2011 (cont'd)

ART QUILTS

The work as a whole should be original, made primarily of fabric, and may incorporate unconventional assembly and surface design techniques and embellishments. May be geometric, abstract or pictorial in nature. Must include some quilting.

12. Small Art Quilt - Maximum perimeter 120 inches

13. Large Art Quilt - Perimeter greater than 120 inches

MINIATURE QUILTS

14. These quilts must have overall patterns that reflect reduced scale and miniaturization. Individual blocks within the quilt should be no larger than 4" square. Includes whole cloth quilts. Maximum perimeter 72 inches.

WEARABLES

15. Wearable garments or accessories which include quilting. Any technique may be used.

PRESIDENT'S CHALLENGE

16. "Spring into Action". Judged separately.

SPECIAL DISPLAYS

These displays will consist of Guild projects that members worked on since the last show. Details to be announced. No ribbons.

**OVQG FESTIVAL OF QUILTS 2011
ENTRY FORM**

To assist your Quilt Show Committee to prepare a detailed programme for the show, **please complete this form for each entry** and return it during a Guild meeting starting in December 2010, or e-mail or mail to the address given below **no later than April 10, 2011.**

Joan Dorsay
189 Island Park Drive
Ottawa, ON, K1Y 0A3
Phone: (613) 729-3640
e-mail : joan.dorsay@rogers.com

**NOTE: Registrations received after the April 10th deadline will NOT be accepted.
A signed copy of the insurance waiver and a colour photo of your quilt are required for each entry.
Include the \$10 fee (cheque to OVQG) if you are requesting a written critique.**

Quilt Maker: _____

Address: _____

City: _____ Province: _____ Postal Code: _____

Phone:(____)-_____ E-Mail: _____

Title of Entry: _____

Quilted by (if other than quilt maker) _____

Size (in inches): Width: _____ (measure from left to right)
Length: _____ (measure from top to bottom)

Date Completed: _____

Category #: _____ (Please see Newsletter or Website for a detailed description of each category)

If your entry is **FOR SALE**, indicate the sale price _____

If you want a **WRITTEN CRITIQUE**, attach your cheque payable to OVQG and check box

If you **DO NOT** wish your entry to be **PHOTOGRAPHED**, check box

If you **DO NOT** wish your quilt to be **JUDGED**, check box

Note: The Quilt Show Committee reserves the right to reassign pieces to other categories.

**OVQG FESTIVAL OF QUILTS 2011
ENTRY FORM**

Title of your entry:

The following description of your entry may include any or all of the following information:

- The inspiration for your piece; colour choices; fabrics used; type of threads and batting used; any embellishments you may have added.
- If your entry is not your original design, please respect copyright laws and credit your inspiration or pattern. If made in a class, please credit the teacher.

Please write legibly, using 90 words or less in your description

Note: longer entries will be cut.

Please ensure that your quilt is insured under your personal household policy. We will make every effort to protect your work, but we do not carry insurance to cover the value of the quilt.

Quilt Entry Authorization:

I wish to enter the above-described quilt (or quilted item) and hereby agree to honour the rules of the OVQG show. I understand that the OVQG, its organizers and volunteers will take every precaution to protect my quilt (or quilted item) during the quilt show. I will not hold the OVQG, its organizers and volunteers liable for loss, damage or acts of nature beyond its control.

Signature: _____ Date: _____