



Pieceful Times

September 2010

Meeting

MONDAY, Sept 13th

7:30 PM

(Doors open at 7 PM
for social time)

St. Anthony's
Soccer Club

St. Anthony Street
(west side of Preston St.
directly north of the
Queensway/ 417)



Remember to bring your

- membership card
- name tag
- mug
- small change

Guests welcome!

(\$5 admission)

Next Meeting

MONDAY, Oct 4th

PIECEFUL PONDERINGS FROM THE PREZ

Are you ready? Are you ready for an action packed year of fun events at the Ottawa Valley Quilters Guild? Our executive, committee members, At Home with Quilts members and the committee for our spring quilt show have all been working over the summer. At Home with Quilts and the Sharon Pederson workshop will occur before our next meeting. Make sure you sign up to volunteer and to attend workshops "Japanese Family Crest" or "Crop Circles".

Sharon is here from Vancouver Island so it is a great opportunity to meet her, learn from her and if you've purchased one of her books have her sign them.

We will also be having an additional meeting this year that will be in January. And, it's not too early to apply for the study fund.

The nights are getting cooler – perfect weather for quilting.

Happy quilting,
Jann

Inside this issue

Program	2
At Home with Quilts	4
Charity Corner	5
Baby Quilts	6
Library	6
Summer Challenge	7
Festival of Quilts	7
Oshawa Call for Entry	7
New Daytime Guild	7
Study Fund	8
Workshops	10
Block of the Month	14
Charitable Activities	16
Coming Events	17
FoQ Call for Entry	18

SEPTEMBER SHOP OF THE MONTH...



www.bytownethreads.com

A Canadian distributor of Aurifil thread!

Bytowne Threads is proud to be the worldwide distributor of
Mother Earth Studios

Ottawa Valley Quilters' Guild

1430 Prince of Wales Dr., PO Box 38083 Ottawa ON K2C 1N0

Information about Guild policies, programs, etc. can be found in our Members' Handbook available from the Membership Committee or on our website www.ottawavalleyquiltersguild.org

GUILD EXECUTIVE

President: Jann Thulien
president@OttawaValleyQuiltersGuild.org
V.P. Programs: Billie Stephens
vpprogram@OttawaValleyQuiltersGuild.org
V.P. Administration: Barb Ramik
vpadmin@OttawaValleyQuiltersGuild.org
Secretary: Shirley Bolduc
Treasurer: Lorraine Yorke
Past Co-Presidents: Eden Thurston,
Michèle-Renée Charbonneau
Archives: Barb Cloutier
Baby Quilts: Carole Carraro
babyquilts@OttawaValleyQuiltersGuild.org
Block of the Month: Robin Tilsworth,
Heather Jarmyn
Charity /Raffle Quilts: Jane Roszell,
Eden Thurston, Barb Cloutier
charity@OttawaValleyQuiltersGuild.org
Equipment: Angèle Vanderlaan
Library: Dorothy Wilson, Valerie Chenier
Beverly Van Vliet
library@OttawaValleyQuiltersGuild.org
Magazines: Jutta Hof, Joyce Bruno
Membership: Marie Fleming,
Albertina Pianarosa
membership@OttawaValleyQuiltersGuild.org
Newsletter: Judy Reid
newsletter@OttawaValleyQuiltersGuild.org
Photographer: Carol Gaudet
Program: Ann Hedberg
program@OttawaValleyQuiltersGuild.org
Publicity/ Shop of the Month: Janet Patch,
Eden Thurston
Quilt Show: Nancy Francis, Katrina Roddick
Social: Jane Kurys, Chris Kalhok,
Lorrie Church
Telephone/Email: Betty Giffin
Volunteer Coordinator: (vacancy)
Website Coordinator: Katrina Roddick
Workshops: Irene Lafleche, Joan Armstrong,
Lois MacGregor
workshops@OttawaValleyQuiltersGuild.org

THE MINUTES...

from the previous month's meeting are posted on the Bulletin Board. If you have any corrections, please see Shirley Bolduc.

PROGRAM

SEPTEMBER

The Tips and Techniques Table (TTT): As September is usually a very busy meeting presentations at the TTT will not start until our October meeting.



We have, I think, a special treat in store for you for our first fall meeting . While this summer has been great for quilting, being too hot to venture outside very often, September is usually a good time to start to refocus on our, dare I say, fall/winter quilting. To help stimulate creativity and re-energize enthusiasm, September's program will be a slide show of the 2009 CQA/ACC National Juried Show. The CD includes a slideshow of the National Juried Show and the Trend-Tex Challenge entries as well as a power-point presentation of the National Juried Show and Trend winners. September is always a very busy meeting and time may force us to limit the length of the presentation, but I sincerely hope that you will sit back and enjoy the show. Vikki Zulpo has kindly agreed to narrate the show.

In lieu of a mystery quilt this year, the Program team thought you might enjoy a different challenge. A block house pattern will be available for anyone interested in participating. The idea is that the house must appear somewhere in your piece. You can change the size. The piece should be a wall hanging but there are no proposed limits on the size of the finished piece. Some ideas to consider would be 4 joined blocks showing the house in the different seasons of the year or decorated for different holidays such as Christmas and Halloween.

Ann Hedberg, Pat Amundrud



Fabrics ♦ Patterns ♦ Notions ♦ Sewing Machines ♦
Classes ♦ Creative Ideas

**Authorized Pfaff and Singer Sewing Machine
Store Hours Mon-Fri 10-5 Sat 9:30-4**

104 Elgin Street West, Arnprior ON
Phone (613) 623-0500 Fax (613) 623-0434
www.sewinspired.ca E-mail: info@sewinspired.ca

PROGRAM cont'd...



OCTOBER

As you know by now, our own famous Canadian quilter, Sharon Pederson is coming to Ottawa! The October 4th evening lecture is “A Traveling Quilt Teacher’s Odyssey”. In an ever developing lecture, Sharon uses as many of her quilts as possible to weave an amusing, occasionally poignant, often educational, but always entertaining narrative.

Sharon will also teach two of her fantastic workshops— “Crop Circles” (a New York Beauty on Friday Oct. 1st) and “Japanese Family Crests” (Saturday Oct. 2) for which you can choose a crest from her book, as everyone is not required to do the same crest.



Sharon is well known for her “Rose of Sharon” project with EQ6, her many books (“Reversible Quilts”, “Machine Quilting for the Terrified”, “Sensational Sashiko”, and “Dorothy’s Sampler”) and her latest endeavour,—”Nine Patch Media”— which produces DVDs of her own work and visiting guests. Visit her website and that of Nine Patch Media: www.sharonpederson.com

Sharon has taught across Canada, at Quilt Canada, throughout the United States, at the International Quilt Fest in Houston and Chicago, the Pacific International Quilt Conference, the Pan Pacific Show in Hawaii, on cruises, in England, Scotland, Wales, South Africa and Dubai.

Check out the workshop table and be sure to sign up for the opportunity to have a class with such a renowned quilter. Sign up right away so as not to be disappointed.

Sharon Pederson: Books and DVDs For Sale at October Meeting

The night of the lecture she will be selling her books and DVD’s. She will also sign books.

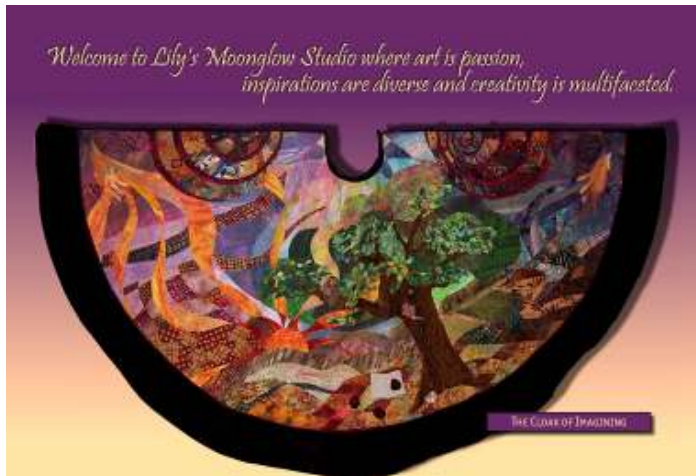
The following is a list of the materials she will be selling, along with their prices which INCLUDE HST. She will accept Visa, Mastercard, cheques and/or cash.

Sharon Pederson		
Canadian Prices - HST included		
Product Name	Item #	Price
Books		
Reversible Quilts Two At A Time	B534	\$30.00
More Reversible Quilts	B668	\$28.00
Sensational Sashiko	B718	\$31.00
Color For The Terrified Quilter	B818	\$30.00
Rose of Sharon Block Book	B1051	\$28.00
Machine Appliqué For The Terrified Quilter	B911	\$31.00
DVDs		
Sharon Pederson Presents Reversible Quilts	DV01RQ	\$33.00
Sharon Pederson Sensational Sashiko	DV02SS	\$33.00
Sharon Pederson presents Machine Appliqué for the	DV03MA	\$33.00
Sharon Pederson presents Dorothy's Sampler	DV07DS	\$33.00
Color For the Terrified Quilter	DV08CT	\$33.00
Sharon Pederson Presents Rose of Sharon	DV44RS	\$33.00
Barbara Shapel presents the Art of Machine Quilting	DV39MQ	\$33.00
Pamela Allen presents Think Like an Artist	DV10TL	\$33.00

PROGRAM cont'd...

NOVEMBER

Our November meeting features another well known Canadian, Lily Lam, from Westmount in Montreal. You may recognize her name from many articles about her and by her in the Canadian Quilter Newsletter/Magazine. Take a look at her work at www.moonglowlily.com. Lily's lecture, "The Eastern Influences" will explore how her Chinese roots influence her quilt-making and how her recent sojourn to Japan and Hong Kong opened her eyes.



Lily's quilts have hung in the National Juried show, as have her wearable art garments. Her Cloak of Imagining was the grand prize winner at the Grand National and many other pieces have hung in gallery shows. She was a judge for Quilt Canada Calgary and she is a sought after teacher across the country.

Lily will be teaching a workshop for OVQG on Saturday Oct. 30, "Rediscovering Seminole". This is an excellent class for people interested in piecing, colour combinations, and design elements. As Lily says, "learn to include the colourful and compelling geometric patterns of Seminole patchwork into your quilting repertoire by taking the guess work out". Stop by the workshop desk to sign up.

We are sharing Lily with the local ArtWear group for whom she will be presenting a workshop Sunday Oct. 31 on Shibori...the Japanese art of "resist mark making" with needles, thread, strings and things...the scrunching up of fabric prior to dyeing. Try your hand at experiencing old traditions for a new twist making simple shibori samples. This workshop still has room available, for \$75, contact Vikki Zulpo 613-838-5935 or yikki@tzartwearables.com if interested.

AT HOME WITH QUILTS



2 October 2010
10 AM – 4 PM

All proceeds go to the Royal LePage Shelter Foundation.

The Royal LePage Shelter Foundation is Canada's largest public foundation dedicated exclusively to funding women's shelters and violence prevention and education programs

What can **You** do....

1. **SHOW ITEMS** – mark all items and hanging rods with your name. Call homeowners to make arrangements to deliver your items.

Animals (Sandy Rogan) 761 Lonsdale Road

Seasons (Johanna Blakney) 58 Kilbarry Crescent

Children (MR Charbonneau) 1426 Portal

Men (by, of and for) (Charlene Jackson) 4 Finlay

Art (Jacquie Lecuyer) 130 Queen Elizabeth Dr.

All items must be delivered to homes by 15 September. Confirm after-tour pick-up arrangements with the homeowners.

2. **DONATIONS** for Little Quilt Sale to Joyce Moore (in Directory) or Louise Moore, before or at September meeting. Please give a suggested selling price.
3. **VOLUNTEER** – We need hostesses for 9:45 to 1 p.m. and 12:45 to 4 p.m. You're welcome all day but if you wish to tour the homes, sign up for only one session. Call/e-mail Pat Amundrud or sign up at meeting.
4. **INVITE** everyone you know. Our best advertiser is **YOU**. Buy or pick up tickets to sell and bookmarks at September meeting.

Pat Amundrud

Flair With Fabrics
(613) 448-9032
3 King St., Chesterville ON K0C 1H0
rliscumb@gmail.com - www.flairwithfabrics.com

Specializing in 100% cotton quilting fabrics, flannels, 108" backings, Christmas prints, also drapery & tablecloth fabrics & bamboo towelling, quilting rulers, mats, notions – knitting needles, yarn & patterns, crochet hooks and more...

Hours: Mon – Thurs: 9am - 5:30pm
Fri: 9am - 6pm Sat: 9am - 4pm

Drop in for a visit!

CHARITY CORNER

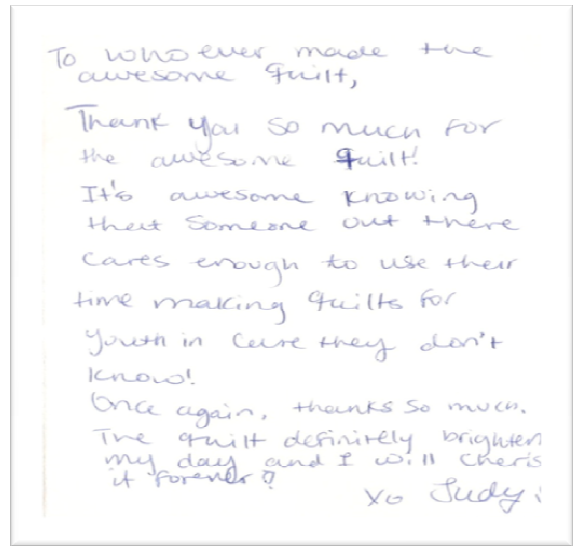
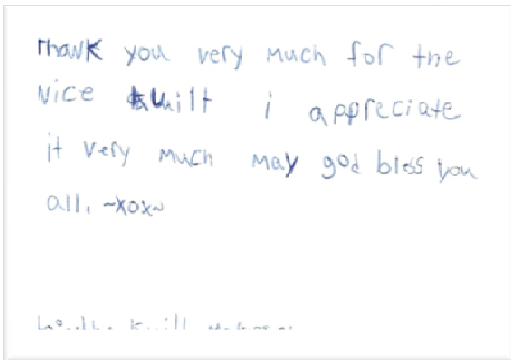


New year's activities

1. Hope you had a great summer and are ready for a new season of charity quilting. We have two new charity organizations who want our help. They are the Silver Springs Farm which has a home for persons with developmental disabilities, and Victims of Violence Centre which need single quilts. More information on these charities and their needs will follow.
2. Maki House will open again on the first and third Wednesday of the month. We have a new quilt to make starting with the top. This quilt will become our next raffle quilt. Come and join us at Maki House as we work through this new initiative. There is water main construction along Corkstown Road /Carling Avenue. As a consequence, Corkstown Road will be closed for some time and is accessible to 'local traffic' only. Coming along Carling west from Lincoln Fields is down to one lane. Chose your route carefully.

Last year's activities

1. The quilts for donation to May Court Hospice are completed. They were quilted and bound over the summer. An additional quilt will be donated to May Court along with the two now complete. We hope to be able to present the three quilts at one of our upcoming meetings to the May Court Hospice. The Hospice is still looking for quilts so if you wish to add to our donation feel free to do so.
2. Over the summer, we delivered 67 quilts to the Children's Aid Society - 45 came from our guild and the other 22 came from the Common Thread Guild in Orleans. Below are examples of thank you letters received from the foster children.



If you still want to make quilts for these children they will not be turned away from the Children's Aid Society. There are still kits for "I spy" quilts and backings for you, if you are keen making a foster child's quilt, pick up kits at the next guild meeting. The quilts are 30" x 40" for children under five or 40" x 60" for older children. Don't forget a white rectangle of fabric to be added to each quilt after it is completed so the foster child can add his or her name as this quilt will stay with them.

3. As we have so many donations of upholstery fabrics etc., there was a fidget quilt (now called touch quilt) workshop on June 26th and 27th at Maki House. Below are pictures of members working away on touch quilts. These quilts will go to the Glebe Centre and Abbotsford House Day-away program. More workshops will be held this year.



Jane Roszell
Charity Coordinator

BABY QUILTS



Hi everyone! Welcome new and returning members. I hope you were all able to relax and enjoy our hottest summer on record.

In June, the nurses at the Rich Little nursery were especially pleased to receive our 47 baby quilts as they were down to just a few after a very busy month of May. A big thank you to all.

I know that we will all be very busy this year with "At Home with Quilts" in October and "the quilt show" in May and of course our everyday lives and work but, I hope, with your continued generosity, that over the coming year, we will be able to reach our goal of 400+ little quilts for the Civic hospital's neo-natal nursery.

Here is a reminder of the

Baby Quilt Requirements:

Size: 24" x 24" (give or take an inch)

Top Fabric: 100% cotton in colours or prints suitable for babies;

Back Fabric: 100% cotton flannelette;

NOTE: no polyester on the exterior as it can cause a static reaction;

Batting: is required and any type of batting is acceptable;

Quilting: by hand or machine, but do not quilt too densely to keep the project light and flexible. Do NOT use invisible thread, it can loop and catch tiny fingers or toes;

Binding: Can be standard binding or envelope/pillowcase style;

Label: Attach a label displaying OVQG, or write OVQG directly on the backing fabric with a permanent fabric pen.

I am looking forward to seeing you all at the baby quilt table throughout the coming year.
Happy quilting!

Carole Carraro



dragonfly fabrics
for fashion and quilting

2679 Alta Vista Dr Ottawa ON K1V 7T5 613-521-9839
[Alta Vista Shopping Centre—Alta Vista Dr. at Bank St.]
Open Monday to Thursday 10-5:30 • Saturday 10-5:00
Fridays 'til 7:00 [except Jul & Aug]

LIBRARY



The Guild Library has some interesting books which were purchased over the summer and the following are just a few of the new titles:

Liberated Quiltmaking II by Gwen Marston
Accidental Landscapes by Karen Eckmeier
Secrets of Digital Quilting - From Camera to Quilt by Lura Schwarz Smith
Quilted Symphony by Gloria Loughman
One Block Wonders Cubed! by Maxine Rosenthal

Suggestions from guild members are always welcome as to any new books or DVDs they think would be a good addition to our library. The list of the library holdings is on the website by author as well as by the title of the book.

Dorothy Wilson
Library Committee



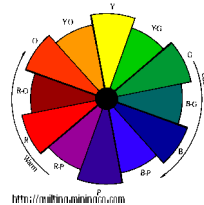
Barb Gillespie
Quilter

CHERRY TREE QUILTS

Longarm Machine Quilting
&
Custom Made Quilts

By appointment only
613-823-7094
Ottawa ON
K2J 4L2
cherrutreequilts@magma.ca

THE 2010 "BOXTOP" SUMMER CHALLENGE: HAVE YOU DONE YOURS YET??



The summer challenge is due at our first meeting, Sept. 13th. Bring your finished masterpiece AND the boxtop which was the inspiration to the front, right hand side when you arrive. We will number and hang all the pieces, with the boxtop (source of inspiration) attached to the bottom. Please try to have them handed in by 7 pm as that is when voting will start.

Voting will be by "Viewers Choice". What does this mean? First, walk by all the challenges, before the meeting or during break. Then pick a favourite. It's that simple, or hard! How do you pick? Your choice...you may choose based on workmanship...quality/quantity/time to make. You may choose one that you think best meets the criterion of the challenge (rules listed below for you to peruse.) Perhaps you think the colours of one are spectacular and speak to you, or that there is a humorous or subliminal message that tickles your fancy. That's what viewers' choice is all about...so please participate in the voting. Last year only half the membership voted...let's have more representation in the decision making this September.

Rules

- it will be a quilted hanging
- any shape, any size that you want, even 3D
- it can be any technique; pieced, appliqué, landscape, floral, embroidery, dyed, painted, embellished or a combination
- there will be no required kits of fabric to buy
- you must use the same colours as found on the cardboard box front that you randomly draw at the June meeting. Nb. Colours include the lettering.
- your colours must also be in the same proportion (not same location) as on the box.
- it does NOT have to be a replica...you just use the colours
- it can be a humorous spoof on the product for that matter!
- deadline, September 13th, 2010 meeting--with the "inspiration" box top attached.

"FESTIVAL OF QUILTS 2011"

This year's OVQG Quilt Show, "Festival of Quilts 2011", will be held at the R.A. Centre on Mother's Day – week-end, May 6, 7, and 8, 2011. Members of our committee have been working hard all summer to get things off to a good start. The "Categories List", the "Call for Entry Form" and the "Entry Form" are in this issue of the Newsletter. Please note that we have extended the due date for the Entry Form by one week. We hope that will give everyone lots of time to make something for the show. You will also note that we have reworked the categories list. This will be a judged show, but if you do not wish to have your item judged, you may indicate this on the entry form. The same goes for photographs. We will be keeping you up to date in the Newsletter every month.

Nancy Francis and Katrina Roddick

OSHAWA FIBRE ART SHOW CALL FOR ENTRY

We are in our 6th year at the Centennial Retirement Residence in Oshawa, Ontario for our presentation of Original Art creations by Ontario Fibre Artists. The show features wall hangings, dolls, garments, 3-D creations, framed fibre art, an Artist's Boutique and a Fibre Art Supply Shoppe. Includes a charitable silent auction for the Diabetes Association. All forms and information can be found at www.bluemoonfabricarts.com. Entry deadline is Oct. 19th, 2010. Show dates are Nov. 20th – Dec. 5th, 2010.

Contact: martha.brown@rogers.com if any questions.

NEW DAYTIME QUILT GUILD

Hi: We are starting a new Quilt Guild in Kanata. The first meeting will be Sept 8th, 2010...9am to noon. We will be meeting on the second Wednesday of the month from September thru June.

The meetings will be held at The Glen Cairn United Church located at 140 Abbeyhill Dr, Kanata, Ontario.

If you have any questions please email Kanataquiltguild@hotmail.com. Look forward to seeing you Sept 8th.

Judy Emond

OVQG STUDY FUND

Every year, our guild offers members four Study Fund scholarships up to the amount of \$150.00. These scholarships are to be used by the end of one full year from the date of issue and can be spent on any quilting or textile course of your choosing (education only).

Recipients either give a brief presentation about their course and display their project at a guild general meeting or submit a written report suitable for newsletter publication. This allows the benefit of the course to be shared with other guild members. Successful study fund applicants may not reapply for a study fund in the following two years.

DEADLINE for submission is 9:00 pm Monday, December 6, 2010.

If you are interested in the Quilt Study Fund, please write your name, address and phone number indicating that it is for the Study Fund for the year 2010, and submit this piece of paper to the President – Jann. Successful applicants will be announced at the end of the December meeting.



Frances O'Neill
Quilter

Fran's Quilting Services
Workshops, Commissions, Private Instructions, Patterns

BY APPOINTMENT ONLY

60 Sparrow Way
Ottawa, Ontario
CANADA K1V 9H5

Tel: (613) 733-7865
E-mail: franquilt@rogers.com
Website: www.fransquilting.ca



*Offering a Full Range of Supplies
for the Creative Quilter*

2211 St Joseph Blvd Orleans ON K1C 7C5
613-834-3044 www.quiltypleasures.ca
Orleans ... It's Not as Far as You Think

QUILT STUDY FUND REPORT

**Quilt Canada Calgary by
Vikki Zulpo, Quilt Study Fund recipient**

April 2010 I headed west to meet up with Gail Neidert (former OVQG member who now lives in Red Deer) at Quilt Canada 2010.....a decision we made the moment we heard about its location, as Gail was moving west just prior.

We splurged, and stayed at the Hyatt Regency which was QC's location. The group rate was \$245 a night for the room, plus taxes, no internet, no fridge, no microwave, no breakfast included! The beds were comfortable though, and we did manage to get the microwave and frig from housekeeping, so at least we were able to keep breakfast costs to a minimum. Thank goodness for the \$150 scholarship from OVQG that I was awarded! It went to good use!

The Telus Conference centre was a good set up (although the first day the CONFERENCE people screwed up the luncheon set up...we had to stand in line for about 30 minutes to get our light lunch, they ran out of food on top of it...(you'd think people who run conferences for their business would know how to provide sandwiches and drinks to 500 women. Part of the problem was they only had 2 people dispensing the food, and had French fries and fried chicken fingers as one of the options...hence the running out of the sandwiches and wraps.) The great Quilt Canada organizing committee made known this was not satisfactory, and every following day ran smoothly.

The Quilt Shows were all in one room, along with the Merchant Mall. WOW! The National Juried Show was spectacular....the pictures in the Canadian Newsletter just do not do the work justice. They were inspiring, represented countless hours of passionate work and superb workmanship. We can be extremely proud of our Canadian quilters.

The concurrent shows were also very good...as a retired high school Geography teacher I particularly loved the FAN display (Fibre Arts Network) which used "Geophysical" as a theme--coastline, mountains, foothills and prairies. Quilts of fault lines, folded rocks, volcanoes spewing, lava flows were fabulous. I particularly loved the special thought that went into the one of a volcano spewing...its lava chamber and pipe being a representation of a bottle of Merlot wine, the cork exploding with the rest of the lava/wine...the subliminal message that the best vineyards are on volcanic soils!

QUILT STUDY FUND REPORT

(cont'd)

The merchant mall was to die for...so many new faces, new shops as they were from BC, Alberta and Saskatchewan for the most part.. Stitches”, the store from Ganges, Salt Spring Island really caught my eye, www.stitchesfibreatsupplies.ca along with Treenway Silks, also from Salt Spring Island, www.treenwaysilks.com and of course Pippa Moore’s Kitambaa Designs display. www.pippamoore.ca I even bought an iron...a Eurostar steam generating iron all in one unit. So did Gail, so picture us in our hotel room with a third friend and her iron, all trying the irons before the conference was over! And then having to lug it around for the next 5 weeks while on holiday out west!

Dinners and evening entertainment were wonderful. The food was excellent, the table decorations for each theme night great. We had a fabulous dragon dance one night, a cowboy shooting spree another evening, live music, a show and tell evening that was spectacular, great speakers and everyone of us went home with a table topper, courtesy of many hard working quilters across our country. I even got an OVQG lattice bookmark, and some charm squares from the Richmond Guild, so gals, your donations were definitely appreciated! The guest lecturers were very well received (Dena Crain was one of them) and Mark Lipinski was considered an overwhelming success.

The Trendex Challenge was remarkable, and with a very large number of participants. I ran out of time actually, and didn’t get to see all of the pieces!

Classes... lots to choose from, and hardly any were full. In fact, they had to cancel some of them. I took a two day class from Gail Hunt on dyeing fabrics, with Procion MX dyes. Using low immersion techniques, we dyed 6 fat quarters in one colour using a variety of concentrations; we mixed complimentary colours in various concentrations of each and dyed another 6 fat quarters, only prior to dyeing, we did fabric manipulations before placing in the dye bag; we painted with dyes, experimenting with thickened and thinned dye on dry and wet fabrics. If you want a soft sky with a hint of clouds, the thickened paint on wet fabric would be my choice! We also tried metallic paint, metallic powders, a hot foil pen, foiling, and gold leaf, both with stamping and free hand drawing. Gail Hunt gave good notes, and we came home with about 15 fat quarters of newly dyed/painted fabric.

My second class was a one day class with Maggie van der Weit on beading. As I had never formally taken any instruction in beading techniques (in the past I’ve just grabbed thicker thread and sewn on a bead or two as if I was sewing on a button) I was hoping for instructions as to what works best, design ideas, various stitches. We were shown some great samples, given a basic sheet of information about back stitching, couching and fringes, needle size and thread type, some discussion on bead types, 2 types of stitches (brick and circular peyote... although I don’t have instructions or a diagram of how to do them). We were then given the rest of the day to add some beads to a project we’d brought with us. As I was stumped, it took me till well after lunch before an idea of how to proceed clicked, so by day’s end, I was satisfied with the 9 beads and 3 fringes that I’d attached.

But was going to Quilt Canada “worth it”? YES!! Taking part in such a fantastic conference is exciting, stimulating and lots of fun! Does it cost a lot? Calgary did, but largely because I chose to stay in the attached hotel...I could have stayed 6 or 7 blocks away in a \$120/night room, split the cost and walked in every morning to save costs. And as here in the OVQG we bring in many top teachers every year, another option is to simply go and purchase a 3 day or 4 day pass. That way you have access to all the shows, and the merchant malls. If you wanted to, you could purchase tickets to some of the evening lectures or activities if you wanted, but there’s enough shopping and gazing that 3 days is barely enough time!

Thank you to the guild for having the Quilt Study Fund...the \$150 went towards my classes/registration fee for Quilt Canada, an experience I hope to duplicate next year in London, May 24-28, 2011 at the University of Western Ontario.

Thank you again,

Vikki Zulpo

WORKSHOPS

Workshop Policy is posted on the website and on the bulletin board at the meeting. Please read. For more information please visit the Workshop Table or e-mail your question to workshops@OttawaValley-QuiltersGuild.org. Fees for non-OVQG members are given in brackets. Please ensure that you have the supply list for the workshop you have signed up for. Lists are available at the Workshop Table.

Please note that the workshop with Renske Helmuth that was scheduled for June will hopefully be re-offered in the spring/fall 2011. Stay tuned for further details on this.

New for 2010/2011 Quilting Season

SIGN-UP AND PAY FOR THREE CLASSES AND GET A FOURTH ONE FREE*

(*\$30 value: to be used in the 2010-2011 year pending available class space; classes < \$30 and kit fees excluded)

Avoid the rush, sign up for some workshops today by sending an e-mail with your name, phone number and requested class name(s) to Workshops@OttawaValleyQuiltersGuild.org

Environmentally Friendly Chevron-Patterned Tote Bags, Fleece-lined Tea Cosies, Cushions, Shoe Bags or Wine Totes

Instructor: Frances Taylor — multi-media fibre artist who enjoys using recycled materials.

Date: Saturday, September 25th, 2010

Time: 9:00 am – 2:00 pm

Location: Maki House, 19 Leeming Drive, Nepean

Class Fee: \$25 (Non-members: \$35)

Kit Fee: \$10

Description: Workshop participants will learn a technique to piece patchwork in a chevron pattern to make tote-bags, tea cozies, cushion covers, shoe bags or wine totes out of discontinued upholstery fabric. It is suitable for novice quilters; experienced quilters will learn how to custom-design a fleece-lined tea cozy to fit a particular tea pot. Class fee includes kit of decorative upholstery fabric, base fabric, fleece to line tea cozies and cording for wine totes.

Hand-Appliqué

Instructor: Gabriele Howell

Date: Mondays (except for Thanksgiving, when class will be on the Tuesday), September 27, October 12 & 25 and November 8, 22 & 29

Time: 6:30 pm – 8:30 pm

Location: The Running Stitch, 462 Hazeldean Road, Kanata

Class Fee: \$50 (Non-Members: \$60)

Kit Fee: \$45

Description: Do you want a unique hand appliqué project that will keep you enthused and motivated to learn and grow with skill in your hand appliqué? Here's your opportunity. Gabriele's unique 6" finished appliqué blocks are fast, fun and a surprise each class! You will start with easy simple appliqué and grow to varying degrees of difficulty. Each student will learn the many basic techniques and beyond.

Your kit includes all the fabric required for making 9 blocks (\$5 each block) with your choice of: Black or White background and batiks, all the block patterns, overlays, templates, plastic, freezer paper and whatever else is required for each lesson's technique. Don't miss out on the fun.

WORKSHOPS cont'd

Crop Circles

Instructor: Sharon Pederson, author of "Reversible Quilts" and "More Reversible Quilts"

Date: Friday, October 1, 2010

Time: 9:00 am – 4:00 pm

Location: Bell's Corners United Church - 3955 Richmond Rd, Nepean

Fee: \$75 (Non-Members: \$85)

Description: This delightful wall hanging is a variation of the New York Beauty block, but with a real twist. In class you will learn a very easy paper piecing method and the curved piecing goes smoothly as the pattern is very well drafted. Choose rainbow colors on a black background as in the sample, or put your own personal stamp on it with colors of your choice.

Website: www.sharonpederson.com



Japanese Family Crests

Instructor: Sharon Pederson

Date: Saturday, October 2, 2010

Time: 9:00 am—4:00 pm

Location: Bell's Corners United Church - 3955 Richmond Rd, Nepean

Class Fee: \$75

Description: These beautiful graphic symbols lend themselves wonderfully to quilting as either appliqué or quilting designs. With about 200 basic designs and over 4,000 variations, the problem is choosing from this wonderful array. View these beautiful designs on Sharon's website, www.sharonpederson.com or, in her book, available at the workshop table. In this machine appliqué class students will work with the Crane pattern (provided in class). Zig zag sewing machine is required.



BACK BY POPULAR DEMAND.....

My Favourite Things

Instructor: Mary Pal (choose afternoon or evening class)

Date: Wednesdays, Oct. 6th and 20th, Nov. 3rd and 17th and Dec. 1st

Time: 3:00 pm – 5:00 pm or 6:00 pm – 8:00 pm

Location: Dragonfly Fabrics - 2679 Alta Vista Drive, Ottawa

Class Fee: \$50 (\$60)

Description: This relaxing class is part art quilt instruction, part story-time, part technique demo, and part getting to know other guild members. From October to December we will meet every other week for two hours, and between classes you will work on a wall-hanging shaped like a house. Each class will begin with a cup of tea, a discussion of the challenges the artwork presented the previous session, sharing your work in progress, exchanging ideas on how to express your purpose, demos of techniques to add to your repertoire and then quiet handwork while we listen to episodes of a five-part short story.

Hand-Quilting

Instructor: Gabriele Howell

Date: Sunday, October 17

Time: 1:00 pm – 4:00 pm

Location: The Running Stitch, 462 Hazeldean Road, Kanata

Class Fee: \$15 (Non-Members: \$20)

Description: In this class, you will discover that not only is hand quilting therapeutic, but it also gives the quilter a sense of peace and accomplishment. It is the ultimate finish to any project and increases the value of the quilt. In this class, Gabriele will teach you how to mark, sandwich, and hand stitch your quilt. Come spend a few hours learning this technique; you will leave relaxed and ready to make beautiful heirloom quilts, all on your own. Bring a mug and share in some tea and laughter.

WORKSHOPS cont'd

Faux Log Cabin Lap Quilt

Instructor: Pamela Griffin

Date: Saturday, October 23rd

Time: 9:00 am – 4:00 pm

Location: Maki House, 19 Leeming Drive, Nepean

Class Fee: \$30 (Non-members: \$40)

Description: This quilt measures 43" x 63" which is ideal for a lap quilt and can easily be made in a day. Easy piecing techniques and assembly-line construction make this quilt ideal for beginners and intermediate quilters alike. Some advance class work is needed in order to minimize the time spent making the quilt top. The quilt gives you the opportunity to use fabrics from your stash. The pattern layout will be distributed at the class.



Re-Discovering Seminole - Taking out the guess work

Instructor: Lily Lam

Date: Saturday, October 30, 2010

Time: 9:00 am - 4:00 pm

Location: Maki House - 19 Leeming Dr

Class Fee: \$50 (Non-Members: \$60)

Kit Fee: \$10 (CD)

Description: Seminole patchwork of the Florida Seminole Indians is a well-known and much admired strip-piecing technique that provides an excellent opportunity to master machine piecing. Following a “quilt-as-you go” approach, you will design and construct a Seminole Sampler panel and explore the many possibilities offered by this art form. The scale of the piece is your choice. You will take home a mural, throw or miniature challenge.



Visit Lily's website at: www.moonglowlily.com.

New York Beauty – Paperless paper piecing

Instructor: Barb Gillespie

Date: Saturday, November 6, 2010

Time: 9:00 am - 4:00 pm

Location: Bells Corners United Church - 3955 Richmond Rd, Nepean

Class Fee: \$50 (Non-Members: \$60)

Kit Fee: \$10

Description: Come learn the secret to paper-less paper-piecing. It's hard to believe that this lovely wall-hanging was done using this technique. Don't let the difficulty level scare you; if you are comfortable with piecing you will be able to do this method. In this class you will also be learning how to do curve piecing. You'll walk away with one or two blocks done before you leave the class. It is lots of fun to see the way the block comes together; perfect points EVERYTIME.



Paintstik Primer

Instructor: Mary Pal

Date: Saturday, November 13, 2010

Time: 9:00 am – 4:00 pm

Location: Maki House – 19 Leeming Drive, Nepean

Class Fee: \$50 (\$60)

Description: In this fun workshop, learn all the tricks of using these incredible oil-paint sticks to easily add glitz, colour, texture and sheen to your quilts. First, we'll explore the full range of paintstiks techniques, including the use of stencils, masks, and rubbings. Then we'll put that newfound knowledge to work - adding texture and dimension to

...More

WORKSHOPS cont'd

landscape art quilts. Experience the many ways Shiva Paintstiks can be used to create clouds, water, foliage and grassy texture. You will have access to a great collection of rubbing plates, stamps and stencils during the class, and will go home with a detailed pamphlet with all the instructions so you can continue to play on your own.

Impressionist Landscape

Instructor: Jane Roszell

Date: Saturday, November 20, 2010

Time: 9:00 am - 4:00 pm

Location: Dragonfly Fabrics - 2679 Alta Vista Drive, Ottawa

Class Fee: \$30 (Non-Members: \$40)

Description: Create a small impressionist looking landscape quilt using your favourite landscape picture. The picture can be one of the impressionist painter's paintings or a photograph of your backyard. The technique is based on placing small fabric squares on point. The fabric represents elements found in the picture such as flowers, trees, or sky. This is a variation of a technique developed by Gai Perry.

Pond Lily - appliqué

Instructor: Pamela Griffin

Date: Saturday, November 27, 2010

Time: 9:00 am - 4:00 pm

Location: Maki House - 19 Leeming Drive, Nepean

Class Fee: \$30 (Non-Members: \$40)

Description: Create a lovely wallhanging of Yellow Pond Lilies with three dimensional flowers floating above the leaves with perhaps a little frog or dragonfly. This wallhanging will allow you to explore the use of an overlay and to use dimensional appliqué techniques. Templates are used to make the flowers. The pattern will be provided. We will also use Fusible Appliqué and precise stitching technique for the veins on the leaves.

Here's a sneak peak to SPRING 2011 WORKSHOPS

Machine Quilting

Date: Sunday, January 9th and 16th

Location: The Running Stitch

Instructor: Gabriele Howell

Time: 1:00 pm - 4:00 pm

Class Fee: \$30 (Non-Members: \$40)

Molas (Applique)

Date: Saturday, January 15th 2011

Location: Maki House

Instructor: Pamela Griffin

Time: 9:00 am - 4:00 pm

Class Fee: \$30 (Non-Members: \$40)

Edge Finishing

Date: Saturday, January 22nd 2011

Location: Maki House

Instructor: Jane Roszell

Time: 9:00 am - 4:00 pm

Class Fee: \$30 (Non-Members: \$40)

Painted Landscape

Date: Tuesdays, March 8 & 15, 2011

Bells Corners United Church

Instructor: Barb Gillespie

Time: 6:00 pm - 9:00 pm

NEW! Adventures in Setacolor

Date: Saturday, March 19th 2011

Location: Maki House

Instructor: Mary Pal

Time: 9:00 am - 4:00 pm

Class Fee: \$50 (\$60)

Pocket Purses: Functional Art

Date: Saturday, March 26th 2011

Location: Maki House

Instructor: Pat Hardie

full day

Class Fee: \$50 (\$60)

WORKSHOPS cont'd

Herb Robert (Appliqué)

Date: Saturday, April 10, 2011
Location: Maki House

Instructor: Pamela Griffin
Time: 9:00 am – 4:00 pm
Class Fee: \$30 (Non-Members: \$40)

Introduction to Fabric Dyeing

Date: Saturday, April 16th, 2011
Location: Maki Class

Instructor: Elaine Quehl
Time: 10:00 am – 4:00 pm
Fee: \$50 (Non-Members: \$60)
Supply Fee: \$15

Give & Take Appliqué

Date: Monday, May 2nd, 2011
Location: Dragonfly Fabrics

Instructor: Daphne Greig
Time: 9:00 am – 4:00 pm
Class Fee: \$60 (Non-Members: \$70)

Weave a Wavy Wall Hanging

Date: Saturday, May 14th
Location: Maki House

Instructor: Barb Gillespie
full day
Class fee: \$50.00+ book & supply fee

BLOCK OF THE MONTH

Hello OVQG members from your block of the month coordinators, Heather Jarmyn and Robin Tilsworth. We look forward to building on last year's experience and creating some fun blocks over the next year.

Before we get started, let's review the rules of the block of the month: **(please save)**:

- All members are encouraged to participate. There is no need to register and you can participate whenever you wish.
- Use 100% pre-washed cotton fabrics.
- **Read all instructions carefully before starting** your block.
- Sew with an **accurate 1/4" seam**.
- **Ensure** you have a **1/4" seam allowance** all around your finished block, **especially beyond the points**.
- Make as many blocks as you wish.
- Each block you submit gives you an entry for the draw to win some or all of the blocks received (we will determine at the meeting, depending on how many blocks are submitted).

Bring your block(s) to the Block of the Month (BOM) table **before** the start of the meeting and enter your name for the draw.

If you have any questions regarding the blocks, you can reach us by email or by phone. Heather Jarmyn 613-823-8840, nepeanquilter@gmail.com, or Robin 613-680-2924, Tilsworth.rude@gmail.com

BLOCK OF THE MONTH - SEPTEMBER 2010

SASSY SPOOLS

For October meeting

For this block we were inspired to start the year with a sassy symbol of our craft: the thread spool. The technique is pieced and an easy way to avoid more difficult Y-seams. Use colourful fabric for the spools with the contrast of the black and white. This block is four blocks in one.

Fabric Requirements: You will require your blackest black, white-on-white and four bright fabrics.

Cutting:

For both the black and the white on white fabrics you will need: 8 @ 2 3/8 inch squares
8 @ 3.5 x 2 inches

Four bright colours: one 3.5 inch square of each

Sewing Directions:

1. Corner pieces:
 - (a) Take a black square and a white square and place right sides together. Draw a line on the diagonal and sew 1/4 inch from the line drawn on both sides. Press the seams and cut on the line drawn. Repeat with the rest of the black and white squares.
 - (b) With the black fabric on top, press open. Square up to 2 inch half square triangles (you should have sixteen).



2. Top and bottom pieces: Take your 8 black rectangles (3.5 x 2 inch) and attach one corner piece on each end. Be sure the corners each point towards the center (see picture). You will have four top and four bottom pieces. Press towards the centre rectangle. They should measure 2 x 6.5 inches.

Sew 4 top pieces




Sew 4 bottom pieces...



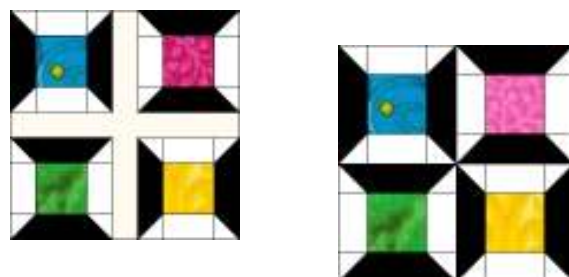
3. Centre pieces: Take your 8 white rectangles (3.5 x 2 inch) and sew one to either side of the four colourful pieces. Press away from the centre square. They should measure 3.5 x 6.5 inches



4. Four mini-blocks: sew top, centre and bottom pieces together. Trim to 6.5 inches square.



5. Combine the four mini-blocks. Make sure the top left is white (spool on its side) as pictured at right (blocks won't sew together if not consistent). Trim to 12.5 inches square.



Congratulations!

CHARITABLE ACTIVITIES

OVQG Member Recognized for Volunteering!

On 1 September, Mayor Larry O'Brian and Bay Ward Councillor Alex Cullen will be conducting the Commemorative Naming Ceremony of the Elizabeth Gravelle Room at Maki House. This is "in appreciation of the time she has volunteered to the successful operation of Maki House for more than 30 years." OVQG knows Elizabeth as a long-time faithful member and past president. We are privileged to speak with Elizabeth when we book Maki House for meetings or workshops. Congratulations, Elizabeth, this is a well deserved honor

Pat Amundrud



Congratulations Elizabeth!

The Good Companions—Looking for a Volunteer Quilting Instructor!

The Good Companions are currently looking for a Quilting Instructor for 1 (or consecutive) upcoming session(s) at our Centre. As a non-profit organization, these programs provide an opportunity for our members to learn a new skill or improve on their existing skills, and provide wonderful products to sell at our annual fundraising events. Thank you for your time.

Available Sessions

Sessions are 1 day per week for the season (e.g. fall, winter, spring, summer or consecutive sessions), as per agreement with the Arts & Crafts Program Coordinator.

Our Mission

The Good Companions is a not-for-profit organization that offers programs and services in partnership with volunteers, to promote, enhance and support the well-being, independence and zest for living of both seniors and of adults with physical disabilities in the Ottawa area.

Sincerely,
Tara Neal

Volunteer Services Coordinator

**Join us September 10th for our
Open House and Age Well Active Living Expo**

670 Albert Street, Ottawa, Ontario K1R 6L2

Telephone: (613) 236-0428 extension 230

Fax: (613) 230-2095

Website: <http://www.thegoodcompanions.ca>

Email: volunteer@thegoodcompanions.ca



Victoria's Quilts Canada

Invites you to join us for our annual
Quilt-a-Thon

Meet old colleagues, make new friends, and enjoy the cooperative spirit as we sew, press, and bind our way through many quilts. Last year, we made well over 130 quilts, and this year we're hoping to surpass that number.

When:

Saturday, October 16, 2010

Check-in at 8:30 a.m.

Where:

Church of the Nazarene

2 Stonehaven Drive

Kanata, Ontario

Cost:

A \$5 fee (payable on site) will help defray the costs of purchasing quilting supplies for the event.

How:

Fill in the registration form on our website at www.victoriasquiltscanada.com and submit it online, or print it out and send it to:

Victoria's Quilts Canada

454 – 1568 Merivale Road

Ottawa, Ontario

K2G 5Y7

Remember:

Registration closes September 30. Registration is limited and will be awarded on a first come, first served basis.

For more information, please contact Victoria's Quilts Canada at (613) 843-9212 or visit our website at www.victoriasquiltscanada.com

COMING EVENTS

September 2010

11-12 North Bay, ON “Quilts by the Bay 2010”
Ecole secondaire publique Odyssee, 480 Norman Ave.
Sat 10-5, Sun 10-3 ADM: \$5
Quilts, merchant mall, silent auction, demos, quilt appraisals (by appt.), toy sewing machine display, tea/lunchroom
(Northern Lights & Near North Quilt Guilds)
INFO: Jeanne Aspden 705-476-0336
jaspden@sympatico.ca

October 2010

1-2 London ON “A Harvest of Quilts”
Fri 10-8, Sat 10-4
Adm. \$5.
(London Friendship Quilters’ Guild)
INFO: Jessie_gussack@hotmail.com
or r.g.campbell@rogers.com

2 Ottawa ON “At Home with Quilts”
See quilts and quilted items at five different homes;
Little Quilt Sale with proceeds to Shelter Foundation.
10-4 Tickets \$20
(Ottawa Valley Quilters’ Guild)
INFO: pat.amundrud@sympatico.ca

2 Richmond ON “Charity Day”
Cake and Pie Auction—Book Sale
The Country Quilter
3444 McBean Street
Sat 10:30, Music by Celtic Sea
INFO: 613-838-5541

November 2010

20-Dec. 5 Oshawa, ON “Fibre Art Show”
Centennial Retirement Residence, Corner of Ritson Rd. and Hillcroft Streets, 10–5 daily
Featured guest artist: Jane Dixon
Meet the artists reception: Dec. 4, 7 – 9
Artist’s Boutique & Fibre Art Supply Shoppe
INFO: martha.brown@rogers.com 905-436-1901
www.blumoonfabricarts.com.

April 2011

15-17 Peterborough, ON “Feelings In Fabric 2011”
Evinrude Centre, 911 Monagahn Rd
Fri 4-9, Sat 10-5, Sun 10-4
Admission \$6.00
(Kawartha Quilters' Guild)
INFO: Elaine Sturgeon Publicity

August 2011

8-13 London, ON “Quilts of Hawaii”
London International Quilt Festival
Over 125 quilts, teachers from Hawaii, lecture slide show, café, merchants mall, double-decker bus tours
INFO: Garnet Smalley, 519-5186134
garnet@cotton-by-post.com

NEWSLETTER SUBMISSIONS

All submissions must be received by midnight on the 18th of each month. E-mail submissions are preferred. Space permitting, Guild members may submit non-commercial, quilting-related advertisements or notices at no charge—maximum 2 per year. Commercial Advertising Rates: Full Page—\$50.00; 1/2 page—\$25.00; 1/4 page or Business Card Plus—\$12.50; Business Card—\$6.25
Contact: Judy Reid, Newsletter Editor; *e-mail*, newsletter@OttawaValleyQuiltersGuild.org;
telephone, 613-996-2538 (days) or 819-246-1097 (evenings)

OVQG FESTIVAL OF QUILTS 2011

CALL FOR ENTRY

The OVQG's Festival of Quilts show will be held May 6-8, 2011 at the RA Centre, 2451 Riverside Drive, Ottawa.

All members are invited to enter a maximum of 5 pieces of work (up to 3 pieces in any one category), excluding wearables, challenge pieces and items for the special displays. We encourage every member's participation; all levels of experience are wanted.

In the event we receive too many entries, either overall or in a particular category, the Quilt Show Committee reserves the right to limit the number of entries. Should this occur, the Registrar will contact the member directly to determine which entries will be accepted.

Entries will be judged and rosettes will be awarded for Viewers' Choice and for Merit.

Individual written critiques (\$10 each, prepaid at registration) may be requested. These critiques are strictly voluntary and for your own use.

Rules for Entry:

1. Entrants must be current OVQG members and must have worked on the entry. The entry must not have been shown at a previous OVQG Festival of Quilts show.
2. A quilt cannot be entered in more than one category. The Quilt Show Committee reserves the right to reassign entries to other categories.
3. Please respect copyright laws and credit the source of your inspiration or pattern. If your entry was made in a class, please credit the teacher.

To Enter:

1. Complete an Entry Form (see Newsletter/Website) for each entry.
2. Submit a colour photo of your entry along with each Entry Form. On the back of the photo, write your name, as well as the title and the dimensions of the quilt. (Your quilt does not need to be finished; we need to know what it will look like, for display purposes.)
3. Include a signed copy of the insurance waiver for each entry.
4. If you request a written critique, enclose the \$10 fee (cheque to OVQG).
5. Entry forms may be submitted at Guild Meetings starting in December 2010.
Or, send all of the above to:
Joan Dorsay, 189 Island Park Drive, Ottawa, Ontario, K1Y 0A3
joan.dorsay@rogers.com
6. Attach a four inch sleeve (finished size) to the top back of your entry.
7. Sew a fabric square containing your name, address, telephone number, title and size of your entry to the back of each piece.
8. Bring your quilt to any of the drop off points; the list of addresses and dates will be published in the April and May newsletters

Deadline for Entry Forms: Sunday, April 10, 2011.

Festival of Quilts 2011

Co-Chairs:	Nancy Francis	nfrancis36@bell.net	613-739-7872
	Katrina Roddick	kroddick@gmail.com	613-552-7500
Registrar:	Joan Dorsay	joan.dorsay@rogers.com	613-729-3640

CATEGORIES FOR OVQG FESTIVAL OF QUILTS 2011

QUILT

- A traditional quilt consists of two layers of fabric with a filler, and is quilted.
- An art quilt consists of at least three layers of materials, and has some quilting.

(Adapted from the Canadian Quilters' Association definition.)

BED QUILTS

Large bed quilts have a perimeter greater than 280 inches and are made to be used on a bed. Whole cloth quilts are included in categories 1, 3, and 4.

1. Bed Quilt - Pieced and/or Appliquéd, Hand Quilted
2. Bed Quilt - Pieced or Mainly Pieced, Track System/Long Arm Machine Quilted
3. Bed Quilt - Appliquéd or Mainly Appliquéd, Track System/Long Arm Machine Quilted
4. Bed Quilt - Any Technique, Domestic Sewing Machine Quilted

Small bed quilts have a maximum perimeter of 280 inches. This category includes any small bed quilts, such as crib quilts, lap quilts, smaller size junior quilts, as well as whole cloth quilts.

5. Small Bed Quilt - Hand Quilted
6. Small Bed Quilt - Machine Quilted (domestic, track/long arm)

WALL QUILTS

Wall quilts can be made from published quilt patterns, including pictorial, or consist of original designs based on traditional style patterns and sets. Any assembly methods and embellishments may be used. Whole cloth quilts are included in this category.

Small wall quilts have a maximum perimeter of 170 inches.

7. Small Wall Quilt - Hand Quilted
8. Small Wall Quilt - Machine Quilted (domestic, track/long arm)

Large wall quilts have a perimeter greater than 170 inches.

9. Large Wall Quilt - Hand Quilted
10. Large Wall Quilt - Machine Quilted (domestic, track/long arm)

CATEGORIES FOR OVQG FESTIVAL OF QUILTS 2011 (cont'd)

ART QUILTS

The work as a whole should be original, made primarily of fabric, and may incorporate unconventional assembly and surface design techniques and embellishments. May be geometric, abstract or pictorial in nature. Must include some quilting.

12. Small Art Quilt - Maximum perimeter 120 inches

13. Large Art Quilt - Perimeter greater than 120 inches

MINIATURE QUILTS

14. These quilts must have overall patterns that reflect reduced scale and miniaturization. Individual blocks within the quilt should be no larger than 4" square. Includes whole cloth quilts. Maximum perimeter 72 inches.

WEARABLES

15. Wearable garments or accessories which include quilting. Any technique may be used.

PRESIDENT'S CHALLENGE

16. "Spring into Action". Judged separately.

SPECIAL DISPLAYS

These displays will consist of Guild projects that members worked on since the last show. Details to be announced. No ribbons.

**OVQG FESTIVAL OF QUILTS 2011
ENTRY FORM**

To assist your Quilt Show Committee to prepare a detailed programme for the show, **please complete this form for each entry** and return it during a Guild meeting starting in December 2010, or e-mail or mail to the address given below **no later than April 10, 2011.**

Joan Dorsay
189 Island Park Drive
Ottawa, ON, K1Y 0A3
Phone: (613) 729-3640
e-mail : joan.dorsay@rogers.com

**NOTE: Registrations received after the April 10th deadline will NOT be accepted.
A signed copy of the insurance waiver and a colour photo of your quilt are required for each entry.
Include the \$10 fee (cheque to OVQG) if you are requesting a written critique.**

Quilt Maker: _____

Address: _____

City: _____ Province: _____ Postal Code: _____

Phone:(_____-_____) E-Mail: _____

Title of Entry: _____

Quilted by (if other than quilt maker) _____

Size (in inches): Width: _____ (measure from left to right)
Length: _____ (measure from top to bottom)

Date Completed: _____

Category #: _____ (Please see Newsletter or Website for a detailed description of each category)

If your entry is **FOR SALE**, indicate the sale price _____

If you want a **WRITTEN CRITIQUE**, attach your cheque payable to OVQG and check box

If you **DO NOT** wish your entry to be **PHOTOGRAPHED**, check box

If you **DO NOT** wish your quilt to be **JUDGED**, check box

Note: The Quilt Show Committee reserves the right to reassign pieces to other categories.

**OVQG FESTIVAL OF QUILTS 2011
ENTRY FORM**

Title of your entry:

The following description of your entry may include any or all of the following information:

- The inspiration for your piece; colour choices; fabrics used; type of threads and batting used; any embellishments you may have added.
- If your entry is not your original design, please respect copyright laws and credit your inspiration or pattern. If made in a class, please credit the teacher.

Please write legibly, using 90 words or less in your description

Note: longer entries will be cut.

Please ensure that your quilt is insured under your personal household policy. We will make every effort to protect your work, but we do not carry insurance to cover the value of the quilt.

Quilt Entry Authorization:

I wish to enter the above-described quilt (or quilted item) and hereby agree to honour the rules of the OVQG show. I understand that the OVQG, its organizers and volunteers will take every precaution to protect my quilt (or quilted item) during the quilt show. I will not hold the OVQG, its organizers and volunteers liable for loss, damage or acts of nature beyond its control.

Signature: _____ Date: _____