



Pieceful Times

February 2010

Meeting
MONDAY, Feb 1
7:30 PM

**“FINGER FOOD
POTLUCK”**

(Doors open at 7 PM
for social time)

**St. Anthony's
Soccer Club**

St. Anthony Street
(west side of Preston St.
directly north of the
Queensway/ 417)



Remember to bring your

- membership card
- name tag
- mug
- small change

Guests welcome!

(\$5 admission)

Next Meeting

MONDAY, Mar 1

PIECEFUL PONDERINGS FROM THE PREZ,

January is the best month to sew! There are no Christmas deadlines and if the weather cooperates it's even better. Especially if we get 30 cm of snow, the snow plow drops a huge snow furrow at the end of the driveway, your husband is away so you don't have to cook and.... it's a Saturday. A perfect snow sew day.

In the middle of January the Executive and Committee Members got together to review the first part of the OVQG year and to discuss what's coming up for the second half. We have an amazing group of women that are coming up with new and exciting ideas for the Guild. Just one example of this is the hard work from Katrina (Website Coordinator), Margaret (Photographer), and Trudy (VP –Administration) along with our web master, Daryl. If you go to our website —www.ottawavalleyquiltersguild.org —and click on “Winners - Festival of Quilts 2009” you will be able to see all the winning quilts. If you click on the pictures you will see an enlarged version of the selected quilt. Thank you ladies for organizing this huge project.

It's also the time of year when we ask YOU to consider joining the team. Our past presidents, MR and Eden, will be working on getting the vacant positions filled for next year. Please see them if you'd like to serve or can recommend someone that you think should be approached.

Happy Quilting,
Jann

Inside this issue

2009/10 Committees	2
Program	2
Charity Activities	3
Baby Quilts	3
Bookmarks	3
At Home with Quilts	4
Library	4
Mystery Quilt	6
Block of the Month	7
Workshops	8
Coming Events	12
Bruce House Request	13

February SHOP OF THE MONTH ...



Supplies that Shine!

190 Colonnade Road South, #1A
Ottawa, Ontario, CANADA K2E 7J5
TEL: 1613-727-3886 FAX: 603-7275637
www.canbead.com orders@canbead.com

Ottawa Valley Quilters' Guild

1430 Prince of Wales Dr., PO Box 38083 Ottawa ON K2C 1N0

Information about Guild policies, programs, etc. can be found in our Members' Handbook available from the Membership Committee or on our website www.ottawavalleyquiltersguild.org

GUILD EXECUTIVE

President: Jann Thulien
president@OttawaValleyQuiltersGuild.org

V.P. Programs: Pat Amundrud
vpprogram@OttawaValleyQuiltersGuild.org

V.P. Administration: Trudy Seliger
vpadmin@OttawaValleyQuiltersGuild.org

Secretary: Carol Kerfoot, also Marie Fleming

Co-Treasurers: Adeline Alkan, Deborah Bouck

Past Co-Presidents: Eden Thurston,
Michèle-Renée Charbonneau

Archives: Donna Nesbitt, Barb Cloutier

Baby Quilts: Carole Carraro
babyquilts@OttawaValleyQuiltersGuild.org

Block of the Month: Robin Tilsworth, Heather Jarmyn

Charity /Raffle Quilts: Jane Roszell
charity@OttawaValleyQuiltersGuild.org

Equipment: Angèle Vanderlaan

Library: Dorothy Wilson, Linda Hill,
Valerie Chenier, Beverley VanVliet
library@OttawaValleyQuiltersGuild.org

Magazines: Jutta Hof, Joyce Bruno

Membership: Carol Baker, Janet Major,
Christine deVries, Judy Smith
membership@OttawaValleyQuiltersGuild.org

Newsletter: Linda Doyle
newsletter@OttawaValleyQuiltersGuild.org

Photographer: Margaret Dunsmore

Program: Vikki Zulpo, Alison Tranter
program@OttawaValleyQuiltersGuild.org

Publicity/ Shop of the Month: Janet Patch,
Eden Thurston

Social: Ann Gorman, Bernice Nagle

Quilt Show: (vacancy)

Volunteer Coordinators: Peggy Schenk,
Cathlyn Kaufman

Website Coordinator: Katrina Roddick

Workshops: Shirley Bolduc, Margery Windover
workshops@OttawaValleyQuiltersGuild.org

THE MINUTES...

from the previous month's meeting are posted on the Bulletin Board. If you have any corrections, please see Carol Kerfoot.

PROGRAM

February TTT (Tips & Techniques Table) will feature **Keitha Graham**, who writes: "Are you new to quilting and don't exactly know where to start? May I introduce you to the possibilities of the humble Four-Patch. Join me to discover what I have learned over the years to make your four-patch a treasure to behold. We'll talk about pressing, butting seams together and allowing the seam allowance to be unpicked to be smoother. I'll have some samples of simple projects that will make you want to run home and get started. My demo is at 7:00 pm and repeated at 7:15 pm."

Don't forget our **February 1st** meeting is a **pot luck** of finger foods— hors d'oeuvres and desserts. Bring tidbits (savory or sweet), dips or spreads, cheese or fruit —anything that can be eaten with fingers only. Please don't forget chocolate! Don't forget to label your platters, spreaders, etc. We will put out the round tables and will provide the serviettes but you might want to bring tablecloths or placemats for yourself and your friends.

Our guest this evening will be **Diane MacLeod Shink** from Montreal. Diane is an avid quilt historian, a certified AQS appraiser, and co-author of the book, "Canadian Heritage Quilting". Her presentation, "What Goes Around Comes Around", discusses the techniques our grandmothers used that we still incorporate into our quilt-making today. Diane will also talk about caring for our quilts to ensure that they last, and will be selling and signing her book. The book costs \$23 and she can accept cash or cheques. Check out her website at www.dimacquilts.com. Diane will also be available for quilt appraisals at The Country Quilter in Richmond on the day of our meeting (Feb. 1). Call the store to book an appointment.

In **March** we will host **Kathy K. Wylie**, author of "Sewflakes" — a book about papercut appliqué. Her lecture is entitled "Beauty is All Around". Visit her website at www.kathykwylie.com. There are still spaces available in her workshops at Maki House: "Papercut Applique" (Saturday, February 27) and "Peekaboo Applique" (Sunday, February 28). You can sign up at the February meeting.

On **April 12** (one week later because of Easter) we are extremely fortunate to have **Dena Crain**, all the way from Kenya, Africa. Her lecture, entitled "**Artist in Africa**", is the same one that she is presenting at Quilt Canada, where she is one of the three guest evening lecturers. A combination travelogue, sources of inspiration and artistic development, this autobiographical digital presentation features Dena's original art quilts and the "I Dream of Africa" environment from which they derive.



Dena is also giving a fabulous 2-day workshop, "Ladders and Crystals", on Saturday/Sunday, April 10th and 11th. There are still some spaces available. Take a look at some of her Ladder and Crystal quilts in the gallery section of her website at www.denacrain.com/blog. She will also be doing a workshop entitled "Reflections" at The Running Stitch on Monday, April 12, Call the store for details.

Vikki Zulpo, Alison Tranter



CHARITY QUILTING

We have some interesting charity work proposed for the next six months:

1. **Fidget Quilts** – Come for a second workshop with Grace MacNab at Maki House on February 21st, 10 am to 4 pm, to make fidget quilts for the Civic Hospital Emergency and Continuing Care unit. Sixteen quilts have already gone to the Civic Hospital and they are requesting another twenty. At least four finished quilts and a dozen or so alternate blocks will be on display. We will have a stock of textured fabrics and embellishments on hand but attendees are welcome to bring their own. Get a supply list at the Charity Table.
2. **May Court Hospice** is looking for quilts for their double beds (78"x88"). Quilt block kits will be available at the Charity table at our February meeting. They should be completed and returned at the March meeting. You can also make your own quilt from extra fabrics you may have on hand. Details available at the Charity Table.
3. There is also a need for quilts for the **Children's Aid Foster Children Program**. These quilts will be given to a foster child. The sizes are 30"x 40" for children under 5 years old and 40"x 60" for teens. You are welcome to use your own materials, or kits will be available for you to make up over the summer. See Charity Table for more details.
4. May is Canada's National Quilt Month and to celebrate this event the Canadian Quilter's Association (CQA) would like a letter (accompanied by photos) from all Canadian quilt guilds outlining the number of quilts donated and who received them. Because so many of you are members of smaller groups who work together to donate quilts to a whole range of charitable organizations across the region, the Guild invites you to also participate. If you and your group wish to participate, please provide me with the name of your group, the number of items quilted and who received them. This information, along with any photos you may have, can be dropped off at the Charity table at the next meeting.
5. Don't forget about **Wednesdays at Maki House** - the first and third Wednesday of the month. We are working on the hand quilting of a large quilt. Come and join us, or bring your own charity work and share it with us.

Jane Roszell

BABY QUILTS


Happy New Year everyone!



I would like to start off by saying "Thank You" to the 60 individuals who contributed 188 baby quilts in the first four months of our Guild year. We are right on track with last year's 185 quiltlets collected in the same period of time. We are striving to reach a total of 403 baby quilts (to match last year) by our last meeting in June. We are counting on your continued hard work and generosity to contribute another 215 little quilts for the premature babies at the Rich Little Nursery over the next 5 months.

I will be rescheduling the baby quilt day at Maki house for sometime in February or March. If you have a preference, please let me know at the meeting or via the phone or e-mail.

Carole Carraro



BOOKMARKS FOR QUILT CANADA

Thank you to everyone who has brought in bookmarks so far. The current total is 77. As our membership is currently at 191, I am hoping to get at least 382 bookmarks so that most of the QC delegates in Calgary will receive one. Some of you have already made more than two.

Thanks also to those of you who purchased kits for the 'trellis' bookmark. Fifty of them netted \$250 to be donated to support Pippa Moore's work in Africa. Twenty more kits (\$5 each) will be available at the February meeting. You can also use your own fabrics. Be creative! Use any technique or design. The size should be 1.5 to 3 inches wide and 6 to 8 inches long (unless you do long, narrow, ribbon-type bookmarks), and thin enough to put in books without causing distortion. The last chance to submit your bookmarks will be at the March 1st Guild meeting.

Barb Cloutier

AT HOME WITH QUILTS



2 October 1020
10 a.m. – 4 p.m.
Tickets \$20

Our charity is the Royal LePage Shelter Foundation that includes women's crisis shelters like Chrysalis House, Interval House, Le Presence, Maison D'Amitie and Nelson House.



We need someone to chair the sale of donated quilted items to benefit our charity, the Shelter Foundation.



We need you to make items to donate to the charity sale.



We need you to gather or make quilted items in the themes listed below.



We need 'hostesses' at each home. Shifts are 10 am – 1 pm and 1 pm - 4 pm.

Hostess Coordinators are Peggy

Schenk and

Cathlyn Kaufman. Although they won't be asking for your commitment until September, some hostess (security/white glove) spots are already filled.

The Tour will include these homes with these themes:

- Sandy Rogan, 761 Lonsdale Road —Animals
- Johann Blakney, 58 Kilbarry Crescent —Seasons
- MR Charbonneau, 1426 Portal—Children
- Charlene Jackson, 4 Finlay Ave.—Men (by, of and for)
- Jacquie Lecuyer, 130 Queen Elizabeth Dr.—Art

The Charity Sale will be at Sandy Rogan's (see HELP above). This sale consists of items donated by Guild members. The quilter will receive a tax receipt for sales over \$20.


Refreshments (coffee/tea/cake) will be organized by Sheila Hills and offered at Sandy Rogan's house.

Quilters may sell their items displayed in the homes (as was done before) with a 10% donation to charity, as noted on the label.

Come to the 'At Home' table to tell us what items you'll have to show or ask any questions you might have.

Pat Amundrud

LIBRARY



We will be having a used-book sale again this month as there were some books remaining from the last one. Bring your spare change —prices will be nominal.

The list of our library books by author and title will be up on the website very soon, so please keep checking.

We have also added a number of used books to our inventory. These were purchased from a former Guild member and are currently replacing the books that went missing from the last inventory.

Dorothy Wilson, Linda Hill

FOR SALE

Hobbylock 784 Serger
– in excellent condition - \$250.00
Contact Margery at
mwindover@rogers.com



The Quilting Quarters
Fabric, Classes, Notions, Kits, Patterns
Tin Lizzie 18 Home Longarm System
Authorized JANOME Dealer

14 Industrial Dr
Box 329, Almonte, ON
K0A 1A0

613-256-4248
quiltingquarters@bellnet.ca
www.quiltingquarters.ca



dragonfly fabrics
for fashion and quilting

2679 Alta Vista Drive Ottawa ON K1V 7T5
613-521-9839

(Alta Vista Shopping Centre—Alta Vista Dr. & Bank St.)
Monday to Thursday 10-5:30 • Saturday 10-5:00
Fridays 'til 7:00 (except Jul & Aug)



**Come visit us at The Running Stitch
 "...Where we inspire you to create"**

Our immense selection of fat quarters
 and the latest fabric collections are
 second to none!

You'll enjoy visiting with our
 fun loving and knowledgeable staff!

Inquire about a demo on
 the New Bernina 830 or
 any of the Bernina
 Machines in our store.

Browse through our huge selection of books,
 patterns, notions, accessories, kits and fabrics

There's so much more we have to offer to fulfill your sewing and quilting
 needs that you will just have to come in and see it all for yourself!

Join our email list, call or write us at: therunningstitch@on.aibn.com

**We're open: 10:00 am to 6:00 pm on Monday, Tuesday, Wednesday & Friday
 10:00 am to 8:00 pm on Thursday and 10:00 am to 5:00 pm on Saturday**



If you can't make it in we invite you to visit us on our website: www.therunningstitch.ca

*Barb Gillespie
 Quilter*



CHERRY TREE QUILTS

*Longarm Machine Quilting
 &
 Custom Made Quilts*

By appointment only

613-823-7094

Ottawa ON

K2J 4L2

cherrytreequilts@magma.ca



*Offering a Full Range of Supplies
 for the Creative Quilter*

2211 St Joseph Blvd Orleans ON K1C 7C5

613-834-3044 www.quiltypleasures.ca

Orleans ... It's Not as Far as You Think



*Frances O'Neill
 Quilter*

Fran's Quilting Services

Workshops, Commissions, Private Instructions, Patterns

BY APPOINTMENT ONLY

60 Sparrow Way


Ottawa, Ontario

CANADA K1V 9H5

Tel: (613) 733-7865

E-mail: franquilts@rogers.com

Website: www.fransquilting.ca



Mystery Quilt CLUE #5

Clues for this 'Mystery Quilt' started in the September newsletter. Members who registered their participation by November and bring the completed quilt to the May meeting will be eligible for a prize draw.

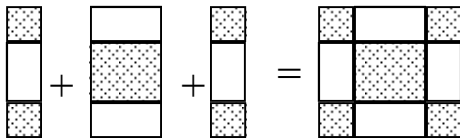
If you have questions, call me at 613-838-5347.

Alison Tranter

A Patchwork Puzzle

A Judy Hopkins Mystery

(Contents Copyright 2006 Judy D. Hopkins)



Make 18

Join the segments you cut in Step 2 to make 18 'Puss in the Corner' blocks as shown.

Press the seams toward the outside edges of the blocks.

The blocks should measure 7-1/2" x 7-1/2" (raw edge to raw edge) when sewn.



**BLACK BIRD
COUNTRY
QUILT WORKS**

FOR TOP QUALITY
QUILT FABRICS AND MORE!

Wendy Simpson
2309 Front Road
Normandale, ON
519-426-0736

Thurs to Mon 9:30—5:00
www.blackbirdcountry.com



Original Custom Machine Quilting

No wait times

Quality Threads

Sew like a dream

Threads

Superior's Rainbow and Bottomline,
Madeira's Supertwist, Polyneon, FS/20,
Yenmet Metallic Threads

Needles

Schmetz Topstitch 90/14 and Double eye

Wendy Foster
fosterwen@yahoo.ca
Tel.: 613-830-5636

Flair With Fabrics

Ruth Liscumb
Fabric - Yarn - Patterns - Notions

HOURS:
Mon. - Thurs. 9 - 5:30
Fri. 9 - 6 Sat. 9 - 4

3 King Street
Chesterville ON K0C 1H0
613-448-9032 rliscumb@gmail.com



BLOCK-OF-THE-MONTH





Thanks to the 18 Members who contributed 34 ‘Glamorous Tree’ blocks in December. Congratulations to Amanda Jones and Nancy Maloney who each took home 17 blocks.

For the **MARCH** Meeting... **“FLOWER MOSAIC”**

This month looks forward to spring and gives us an opportunity to forget the winter blahs.

Fabric requirements: You will need four fabrics. The flower fabric is the middle and three different complementary colours to work with your flower fabric in light, medium and dark values. You can place the three colours in any combination.

Cutting:

-  Flower fabric—4.5” square.
-  Colour 1 – 4 @ 2.5” x 4.5” rectangles (block A)
-  Colour 2 – 4 @ 2.5” x 4.5 rectangles (block B)
“ – 4 @ 2.5” squares (block C)
-  Colour 3 – 4 @ 2.5” squares (block D)
“ – 4 @ 2.5” x 4.5 rectangles (block E)

Instructions:

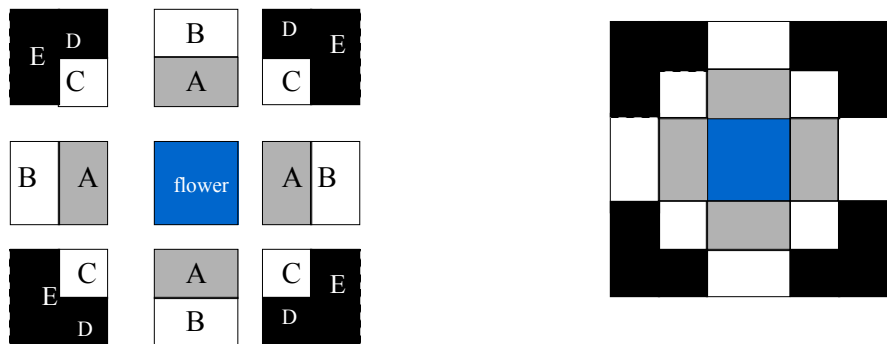
Sew your C and D blocks together. Press towards the D block. You will have 4 units.

Add block E to your C/D units. Keep your units with the D block on the bottom, sew the E block to the right side of the unit two times and to the left of the unit two times. Press towards the E block.

Sew your A and B rectangles together along one of the long sides and press towards the A rectangle.

Place your units as shown in the diagram. Sew the rows together first (Your seams should abut nicely if you have pressed as noted above.) Sew the columns together.

Your block should measure 12.5” x 12.5”.



If you have any questions regarding the blocks, you can reach us by email or by phone: Heather Jarmyn (613) 823-8840, nepeanquilter@gmail.com, or Robin (613) 680-2924, Tilsworth.rude@gmail.com.

WORKSHOPS

Workshop Policy is posted on the website and on the bulletin board at the meeting. Please read.

For more information please visit the Workshop Table or e-mail your question to workshops@OttawaValley-QuiltersGuild.org. Fees for non-OVQG members are given in brackets.

Papercut Appliqué

Instructor: Kathy K. Wylie
Date: Saturday, February 27th, 2010
Time: 9:30 am – 4:00 pm
Location: Maki House, 19 Leeming Drive
Class Fee: \$65 (\$75)

Description: As featured in Kathy's book "Sewflakes", papercut appliqué is a technique similar to making paper snowflakes. In this workshop, you will learn from the author how to design these unique snowflakes for fabric, with an emphasis on incorporating recognizable images into the design, and then look at various ways to transfer the design from paper to fabric. www.kathykwylie.com

Prerequisite: Some appliqué experience is helpful but not essential.

Peek-a-boo Appliqué

Instructor: Kathy K Wylie
Date: Sunday, February 28th, 2010
Time: 9:30:00 am – 4:00 pm
Location: Maki House, 19 Leeming Drive
Class Fee: \$65(\$75)

Description: What happens when you reverse appliqué over patchwork? Peek-a-boo! Use strip-piecing to create a realistic leaf or crazy-piece a delightful embellished heart. The result looks like patchwork appliqué! Use this technique to add unexpected detail to your appliqué, make exciting border designs, or transform those orphan blocks. www.kathykwylie.com

Prerequisite: Some appliqué experience is helpful but not essential.

"City Shadows"

Instructor: Fran O'Neil
Date: Saturday, March 13th and 27th, 2010
Time: 10:00 am – 4:00 pm
Location: Maki House, 19 Leeming Drive
Class Fee: \$60(\$70)

Description: Are you up to the challenge of using colour to highlight your quilt? Then come out and use two traditional blocks to learn how to produce a subtle change of colour throughout the quilt. Please bring to class a sewing machine, fabrics and supplies. www.fransquilting.com

...more



Fabrics ♦ Patterns ♦ Notions ♦ Sewing Machines ♦
Classes ♦ Creative Ideas

**Authorized Pfaff and Singer Sewing Machine
Store Hours Mon-Fri 10-5 Sat 9:30-4**

104 Elgin Street West, Arnprior ON
Phone (613) 623-0500 Fax (613) 623-0434
www.sewinspired.ca E-mail: info@sewinspired.ca

Ladders and Crystals

Instructor: Dena Crain
Date: Saturday, April 10th, 2010 and Sunday, April 11th, 2010
Time: 9:30 am – 4:00 pm
Location: Woodvale Manordale Community Centre, 68 Knoxdale Rd.
Class Fee: \$150 (\$160)

Description: Students learn an easy and foolproof technique to produce unique and beautifully elegant designs. The method is progressive, moving from simple modifications of common blocks through various processes and resulting in wonderful unlimited possibilities for design. Repeat-units that are not square are arranged in steps to make Ladder quilts, then tessellated and reflected into jewel-like structures to make Crystal quilts; both can incorporate straight or curved seams. Piecing perfection without unnecessary seams, careful use of color/value and print, and delicate embellishment are important topics in this workshop. As students master both Ladder and Crystal quilt design structures, the traditional grid becomes thoroughly disguised, leaving others to wonder “How DID they do that?”

See: www.denacrain.com

Focus of Class: Design, construction. Level of Instruction: Intermediate/Advanced

Beginner Free-Motion Quilting

Instructor: Linda Palaisy
Date: Saturday, April 17th, 2010
Time: 9:00 am – 4:00 pm
Location: Maki House, 19 Leeming Drive
Class Fee: \$30.00 (\$40)

Description: This Free-Motion Quilting Workshop begins with setting your machine for this type of work, including how to get the best out of your particular sewing machine and how to handle the work. Reference is made to Quilt-As-You-Go techniques since smaller pieces are easier to handle and allow you to achieve good stitching more easily. First, we will simply move the fabric around under the needle to get a feel for what free motion is all about, and then we move into doodling, writing your name and other exercises that we all do already with a pencil and paper. Then we move into more recognized quilting patterns such as stippling, loop-the-loop, swirls, circles, stars, pebbles, etc. All of this is worked on 12" square quilt sandwich blocks with contrasting threads. Other aspects covered include threads, tension, stitch length, etc. Detailed notes with sketches are provided and lots of samples will be shown. Your class samples can then be made into a quilt or throw, if you wish. Instructions on how to join them together will be given in the notes.

“Edges”

Instructor: Linda Palaisy
Date: Saturday, April 24th, 2010
Time: 9:00 am – 4:00 pm
Location: Maki House, 19 Leeming Drive
Class Fee: \$30 (\$40)

Description: Prairie Point, Scallop, Binding by Machine, Binding with Machine Embroidery, Binding with piping, Faced Edges, Satin Stitch Edges, Couched edges, Fringed edges. These are some of the many ways to finish the edge of your quilts. Learn how to do these various techniques and why and where you might use them. All techniques taught in this workshop use just a regular zig-zag sewing machine. Learn how to give your quilts that special finishing touch. Students will make hands-on samples and notes will be given for all techniques taught. Samples will be shown.

...more



Advanced Free-Motion Quilting

Instructor: Linda Palaisy
Date: Saturday, May 15th, 2010
Time: 9:30 am – 4:00 pm
Location: Maki House, 19 Leeming Drive
Class Fee: \$30(\$40)

Description: This workshop presumes the student knows how to free-motion quilt, but the Beginner Free-Motion Quilting class is not a pre-requisite. This class quickly reviews the setting of the machine, some of Linda's hints and tricks, and addresses some common problems that arise while free-motion quilting. Then there will be a little warm up on a quilt sandwich block. This gets everyone relaxed and ensures that sewing machines are running well. It also gives the instructor a reference as to what individual skill levels are. Next, more complex quilting patterns will be worked on — feathers, clam shells, vines, roses, houses, trees, and whatever else time and skill levels allow. If the skill level is high and the interest is there, we may tackle trapunto, corded quilting or other interesting techniques. Notes will be given for all that is taught and more. Resulting class samples can be made into a quilt or throw and instructions on how to join them together will be given in the notes.

Finishing School

Instructor: Linda Palaisy
Date: Saturday, May 29th, 2010
Time: 9:30 am – 4:00 pm
Location: Maki House, 19 Leeming Drive
Class Fee: \$30 (\$40)

Description: Finishing School is an all day "Doctor In The House". Bring your UFO's. Whether you have hit a road block and can't figure where to go next, lost confidence in what you were doing, or just want uninterrupted sewing time in a helpful, friendly setting with an expert on hand, this is the workshop for you. This day will give you a chance to focus on one or more of your personal quilt challenges. Tap into the expertise of your classroom educator and get the momentum restarted on those "Works in Progress". What better way to get past that hurdle than with expert advice and immediate hands-on action. Go home at the end of the day seeing your UFO with new eyes.

Orchid with Sashiko Borders (Size: 24.5"x29")

Instructor: Renske Helmuth
Date: Saturday, June 5th, and Sunday, June 6th, 2010
Time: 9:30 am – 4:00 pm
Location: TBD
Class Fee: \$100 (\$110)

Kit Fee: Complete Kit \$25, Pattern Only \$5.

Description: Ready for a taste of the exotic? Why not learn to appliqué this elegant orchid arrangement, embellished with sashiko stitches. Renske will guide you through the different hand-appliqué techniques necessary to create the pot, then fill it with twigs, leaves and orchids. You will finish the arrangement with moss to give the whole a three-dimensional feeling. Colour selection is very important in this piece: Renske will discuss choices that create a dramatic effect. Finally, you will infuse your work with true Japanese flavour by embellishing the border with sashiko. Examples of some of the many sashiko patterns will be provided, you will be taught how to stitch this design into your own work. Visit Renske's website at <http://renskehelmuth.blogspot.com/2007/02/workshops.html>



Level of Instruction: ALL — though some appliqué experience is a benefit.

NOTE:


**Please ensure that you have the supply list for the workshop you have signed up for.
Lists are available at the Workshop Table.**



The Quilting Bee Quilt Shop

HandiQuilter, Janome and Baby Lock Dealer
155 Highway 20 West
Fonthill, Ontario L0S 1E0
TEL: 905-892-7926
www.thequiltbee.com

The Quilting Bee Quilting Shop is the largest quilt shop in the Niagara Region located in the beautiful Log Cabin in Fonthill. We have a huge selection of high quality quilting cottons with new fabrics arriving regularly. We offer classes from beginner to advanced including Block of the Month Programs. Our HandiQuilter rental program has been a huge success. You take a beginner class and then you can come into the store and quilt your own quilt using one of our HQ Sixteen machines.



The Quilting Bee is an Award Winning HandiQuilter Dealer ... Specializing in the HQ 16 ... the Number One Home Quilting System in the World! We don't just sell these great machines, we use them everyday!

The HQ Sixteen: Easy-to-use,
Simple to Maintain, Your Best
Choice for Frame Quilting



The HQ Fusion: 24" of
Smooth Long-arm Machine
Quilting!



There are many options and price ranges to choose from. Call today for more information or come in for a free demonstration!

COMING EVENTS

February

26-28 Cornwall, ON "Quilters Pleasure Weekend and Retreat", NavCan Centre, 1950 Montreal Rd
Friday & Sat. 10-9 Sun 10-3 ADM: \$10 weekend pass
Quilts, merchant mall, trunk shows, classes, fashion show & more
(Giroux Sewing Centre, Janome Sewing Machines and the Cornwall Quilter's Guild)
INFO: 613-938-8455 or info@quilterspleasureweekend.com

April

26-May 1 Calgary, AB "Quilt Canada"
Canadian Quilters' Association (see ad next page)
INFO: www.canadianquilter.com

May

8-10 Ottawa, ON "Gifts from the Heart"
RA Centre, Riverside Drive.
Fri 10-7 Sat 10-5 Sun 11-4
(Common Thread Quilt Guild)
INFO: show@commonthread.on.ca

15-16 Malone, NY "A Garden of Quilts 2010"
presented by the Adirondack Quilt Guild
Holy Family School, 12 Homestead Park
Sat 9-5 Sun 9-5 ADM: \$5
200+ entries, vendors mall, raffle quilts, demos, boutique table, door prizes, free ample parking
INFO: bjsinger12966@hughes.net

27-30 Montreal, QC "Salon 2010 Courtepointe Québec Quilts"
Thur. 1-9 Fri. 10-9 Sat 10-5 Sun 10-3 ADM: \$8
Quilts, workshops, merchant mall, La Boutique, quilt appraisals
INFO: Francine Beauchamp 450 655 -9824

June

5-6 Renfrew, ON "I Dream of Quilts"
Ma-Te-Way Activity Centre 1 Ma-Te-Way Park Dr.
Sat. 10-5, Sun noon-4 ADM: \$5
Quilts, merchant mall, demos, raffles, tea room
(Quilters Guild of Renfrew and area)
INFO: Elaine Basinet-Smith 613 649 2605

July

10-11 Picton, ON "A Stitch in Time 2010",
Prince Edward Community Centre - Fairgrounds
375 Main St. E.
Sat 10-5 Sun 10-5 ADM: \$5
Quilt sales, members boutique, quilt raffle, merchant mall, tea room, demonstrations, featured artists, scissor sharpening, silent auction
(Prince Edward County QG)
INFO: barry.mary@sympatico.ca,
www.pec.on.ca/quiltersguild

August

14-15 Kemptville, ON "Hooked On Fabric"
Kemptville and District Community Centre,
285 County Rd 44
Sat 10-5 Sun 10-4 ADM: \$6
quilts and rug-hooking, demos, vendors mall, tea room
(Kemptville QG)
INFO: jddrozda@sympatico.ca

September

11-12 North Bay, ON "Quilts by the Bay 2010"
Ecole secondaire publique Odyssee, 480 Norman Ave.
Sat 10-5 Sun 10-3 ADM: \$5
Quilts, merchant mall, silent auction, demos, quilt appraisals (by appt.), toy sewing machine display, tea/lunchroom
(Northern Lights & Near North Quilters' Guilds)
INFO: Jeanne Aspden 705-476-0336
jaspden@sympatico.ca

NEWSLETTER SUBMISSIONS

All submissions must be received by midnight on the 18th of each month. E-mail submissions are preferred. Space permitting, Guild members may submit non-commercial, quilting-related advertisements or notices at no charge—maximum 2 per year. Commercial Advertising Rates: Full page—\$50.00; 1/2 page—\$25.00; 1/4 page or Business Card Plus—\$12.50; Business Card—\$6.25
Contact: Linda Doyle, Newsletter Editor; *e-mail*, lindas-sewing-room@rogers.com; *telephone*, 613-521-9839 (days) or 613-733-4452 (evgs); *mail*, 2286 Prospect Avenue, Ottawa, ON K1H 7G4.

QUILTERSRACK.COM

16 Beckwith St.
Smiths Falls (613) 284-1551

quiltersrack@bellnet.ca

Tues-Fri 9:30-5:00 Sat 9:30-4:00



We are now an authorized dealer for:



NEW FABRICS in every month!

Long-arm quilting service

NEW Classes

NEW Books

NEW Patterns

NEW Notion

We carry these magazines:

Country Threads

Country Patchwork

Patchwork & Quilting

Patchwork & Stit-

ing

Down Under Quilts

Quilt Sampler

Quilter's World

Creative Expres-

sions

Quilting Art

Quilt Mania

Request from Bruce House

Lisa Arsenault, Development Assistant for Bruce House, an organization that provides support for people living with AIDS and HIV in the Ottawa area has written to us on behalf of a client who is spearheading a quilting program called "Share the Warmth", a joint program between Bruce House and the AIDS Committee of Ottawa. This is a client driven, peer initiative program that has stemmed from the HIV Peer Leadership Training. It will provide the participants with new skills and a social and creative outlet by learning how to quilt.

They are now seeking practical support to get the project up and running and are looking for donations of fabric remnants or any of the items on their 'wish list' — rotary cutters, cutting mats, good quality scissors, pins, hand sewing needles (many of the clients suffer from neuropathy, arthritis and tactile mobility challenges - larger needles are better), needle threaders, thimbles, large spools of thread (preferably Coats white, but also other colours), quilted backing, and cutting templates such as log cabin, pinwheel, square block, etc.

Contact Lisa at 613-729-0911 ext 22.

YOU Quilt
On my Tin Lizzie 18 Long-arm

Wendy's
AT HOME QUILTING
WENDY BURDEN
613.843.7789
16 FOREST GATE WAY
NEPEAN, ON K2G 6P3
WBURDEN@SYMPATICO.CA

- 18" throat
- Stitch regulator
- Auto needle positioner
- Extra large bobbin
- Built-in bobbin winder
- Template board
- Pantographs and laser
- Frame fits crib to king-size
- Machine training FREE*
- Practice session – 60 minutes FREE*
- Set-up assistance
- Quilt-by-the-hour fee

* with a minimum 2 hour quilting time



Canadian Quilters' Association/Association canadienne de la courtois

Quilt Canada 2010

April 26 – May 1, 2010 ★ Calgary, AB
Telus Convention Centre

Daily Admission \$15 ★ 3-day pass \$25
Daily Hours: Wed. 10 – 6, Thurs. 10 – 9
Fri. 10 – 6, Sat. 10 – 5

Daily pass includes entry to the National Juried Show ★ Special Quilt Exhibits
Trend-Tex Challenge™ ★ Merchants' Mall

Also featured:
Mark Lipinski Trunk Show \$25
100+ Workshops & Lectures

Detailed information ★ www.canadianquilter.com